

2016-17 MEN'S BASKETBALL TENNESSEE STATE TIGERS



NCAA Tournament (D1): '93, '94 (D2): '63, '67, '70, '71, '72, '73, '74, '75 | CIT Appearances: '12, '13, '16 | NAIA National Championships: '57, '58, '59

2016-17 SCHEDULE ▶▶

Overall: 16-11 | OVC: 7-7 | Home: 6-5 | Away: 8-6 | Neutral: 2-0

▶▶ NOVEMBER (6-1)

| | | | |
|----|------------------------|---------------------|----------|
| 3 | FISK (EXHIBITION) | | W, 77-43 |
| 11 | vs. UC Davis % | | W, 78-64 |
| 12 | vs. Northern Arizona % | | W, 69-65 |
| 13 | at Santa Clara % | TheW.TV | W, 69-61 |
| 19 | at Middle Tennessee | CUSA.TV | W, 74-63 |
| 23 | at Canisius | ESPN3 | W, 72-58 |
| 26 | REINHARDT | OVC Digital Network | W, 96-64 |
| 29 | at Vanderbilt | SEC Network + | L, 83-59 |

▶▶ DECEMBER (3-3)

| | | | |
|----|------------------|---------------------|---------------|
| 3 | at Lipscomb | ESPN3 | W, 72-71 |
| 10 | at NC State | RSN | L, 67-55 (OT) |
| 14 | ALABAMA STATE | OVC Digital Network | W, 68-46 |
| 19 | at #5/4 Duke | ESPN2 | L, 65-55 |
| 27 | COVENANT | OVC Digital Network | W, 81-50 |
| 31 | at Murray State* | CBS Sports Network | L, 92-83 |

▶▶ JANUARY (4-5)

| | | | |
|----|----------------------|-------------------------|---------------|
| 2 | KENNESAW STATE | OVC Digital Network | L, 76-73 |
| 5 | SOUTHEAST MISSOURI* | OVC Digital Network | W, 65-62 |
| 7 | UT MARTIN* | OVC Digital Network | W, 76-65 |
| 12 | at Eastern Kentucky* | American Sports Network | W, 63-49 |
| 14 | at Morehead State* | OVC Digital Network | L, 87-85 |
| 19 | TENNESSEE TECH* | OVC Digital Network | L, 80-74 (OT) |
| 21 | JACKSONVILLE STATE* | OVC Digital Network | L, 86-79 |
| 25 | at SIU Edwardsville* | OVC Digital Network | W, 76-56 |
| 28 | BELMONT* | OVC Digital Network | L, 93-76 |

▶▶ FEBRUARY (3-2)

| | | | |
|----|------------------------|---------------------|---------------|
| 2 | EASTERN ILLINOIS* | CBS Sports Network | L, 77-67 (OT) |
| 4 | at Austin Peay* | OVC Digital Network | W, 70-66 |
| 9 | at Tennessee Tech* | OVC Digital Network | W, 72-59 |
| 11 | at Jacksonville State* | OVC Digital Network | L, 63-57 |
| 16 | MOREHEAD STATE* | ESPNU | W, 64-52 |
| 18 | EASTERN KENTUCKY* | OVC Digital Network | 7:30 p.m. |
| 25 | at Belmont* | OVC Digital Network | 5 p.m. |

▶▶ MARCH (0-0)

| | | | |
|---|-------------------|---------------------|--------|
| 1 | OVC 1st Round | OVC Digital Network | TBA |
| 2 | OVC Quarterfinals | OVC Digital Network | TBA |
| 3 | OVC Semifinals | ESPNU | TBA |
| 4 | OVC Championship | ESPN2 | 7 p.m. |

ALL TIMES CENTRAL STANDARD TIME | % 50th annual Cable Car Classic
HOME GAMES ALL CAPS | * OVC Game

THE MATCHUP ▶▶



TENNESSEE STATE TIGERS ▶▶ 16-11, 7-7 OVC

Head Coach: Dana Ford (3rd Season, Illinois State '06)

2016-17 LEADERS | PPG: Martin/McCall (14.5); RPG: Martin (9.5); APG: McCall (5.0)

VS



EASTERN KENTUCKY COLONELS ▶▶ 10-18, 3-10 OVC

Head Coach: Dan McHale (2nd Season, Kentucky '01)

2016-17 LEADERS | PPG: Mayo (16.3); RPG: Charles (6.5); APG: Gist (3.7)

QUICK HITTERS ▶▶

▶ TSU hosts Eastern Kentucky on Saturday for Senior Night.

▶ It is the final regular season home game for TSU at the Gentry Center in 2016-17. The Tigers are 17-8 at home over the last two seasons.

▶ Tennessee State will honor seniors Tahjere McCall, Wayne Martin and Jordan Reed with a pre-game ceremony.

▶ With two regular season games remaining, Tennessee State is currently in eighth place in the OVC standings with the top eight teams qualifying for the OVC Tournament in Nashville.

▶ TSU secured its second-consecutive winning season with a 64-52 win over Morehead State on Thursday night. Wayne Martin had his 10th double-double of the season with 15 points and 12 rebounds.

▶ TSU is 27-33 in the all-time series versus Eastern Kentucky.

▶ The Tigers beat EKV by a 63-49 final score earlier this season on Jan. 12 in Richmond, Ky.

▶ Next up, TSU closes out the regular season at Belmont on Feb. 25.

GAME INFORMATION ▶▶

| | |
|-------------------|---|
| Date | February 18, 2017 |
| Location | Nashville, Tenn. |
| Venue | Gentry Center |
| Time | 7:30 p.m. |
| Video | OVC Digital Network |
| Talent | John Freeman |
| TSU Radio | 102.1 FM The Light |
| Talent | Greg Pogue (PxP) & Albert Dawson (Analysis) |
| Live Stats | Statbroadcast.com |

PLAYER TO WATCH ▶▶



#21 - CHRISTIAN MEKOWULU ▶▶

▶ Last time out vs. Morehead State, put up 9 points, 7 rebounds and 3 blocks

▶ Averaging 4.4 points and 4.1 rebounds per game in OVC play

TENNESSEE STATE PROBABLE STARTERS ▶▶

| 0 | 1 | 5 | 21 | 33 |
|---|--|---|--|--|
| | | | | |
| ARMANI CHANEY 5-10 165 So. G Chicago, Ill. | DELANO SPENCER 6-3 195 Jr. G Atlanta, Ga. | TAHJERE MCCALL 6-5 195 R-Sr. G Philadelphia, Pa. | CHRISTIAN MEKOWULU 6-9 240 R-So. F Lagos, Nigeria | WAYNE MARTIN 6-7 237 R-Sr. F Brooklyn, N.Y. |
| PPG 4.2 | PPG 9.0 | PPG 14.3 | PPG 4.6 | PPG 14.3 |
| RPG 1.3 | RPG 2.0 | RPG 4.9 | RPG 3.8 | RPG 9.5 |
| APG 1.5 | APG 0.8 | APG 5.0 | APG 0.4 | APG 0.7 |
| MINS 17.0 | MINS 22.9 | MINS 31.7 | MINS 18.3 | MINS 31.8 |

CONNECT WITH TSU ATHLETICS ▶▶

#BigBlueRising



TWITTER
@TSU_Tigers



SNAPCHAT
TSU_Tigers



INSTAGRAM
@TSUTigers



PERISCOPE
@TSU_Tigers



FACEBOOK
/TSUTigers



YOUTUBE
/TNStateTigers

MBB Contact: Gavin Nevill
Athletic Media Relations Office
3500 John Merritt Blvd.
Nashville, TN 37209
Email: TNevill@tnstate.edu
Phone: (629) 202-1091
Cell: (610) 442-3431

INSIDE THE MATCHUP ▶▶

AT A GLANCE ▶▶

- ▶ TSU has won the last two meetings with Eastern Kentucky.
- ▶ The Tigers are 27-33 in the all-time meeting with the Colonels.
- ▶ TSU defeated EKU by a 63-49 margin on Jan. 12 in Richmond, Ky.

BY THE NUMBERS ▶▶



16-11
71.4 (9th in OVC)
67.4 (1st)
.443 (8th)
.406 (1st)
.346 (7th)
.344 (4th)
.681 (11th)
37.2 (4th)
+ 4.0 (3rd)
11.1 (10th)
14.7 (10th)
6.7 (5th)
3.5 (5th)

RECORD
PPG
OPP. PPG
FG %
OPP. FG %
3-PT %
OPP. 3-PT %
FT %
REBS/GAME
REBS +/-
AST/GAME
TO/GAME
STL/GAME
BLK/GAME



10-18
71.0
75.9
.424
.447
.311
.353
.703
33.6
-3.5
13.7
14.1
5.8
3.6

ALL-TIME SERIES ▶▶



VS



TSU'S RECORD

ALL-TIME SERIES 27-33
SINCE FORD BEGAN IN '14-15 2-3
SERIES STREAK TSU 2W

RECENT MEETINGS

| DATE | LOCATION | W/L | SCORE |
|---------|---------------------|-----|-------|
| 2/7/15 | at Eastern Kentucky | L | 77-72 |
| 2/14/15 | at TSU | L | 69-41 |
| 2/4/16 | at TSU | L | 97-81 |
| 2/13/16 | at Eastern Kentucky | W | 79-78 |
| 1/12/17 | at Eastern Kentucky | W | 63-49 |

TENNESSEE STATE NEWS AND NOTES ▶▶

OHIO VALLEY CONFERENCE PLAYOFF PICTURE

- ▶ TSU enters Saturday in eighth place in the OVC standings.
- ▶ The Tigers can move closer to a spot in the OVC Tournament with a win in either of their two remaining regular season games.
- ▶ The top eight teams will qualify for the OVC Tournament in March.

LAST TIME OUT

- ▶ TSU beat Morehead State, 64-52, at home on Thursday on ESPNU.
- ▶ Wayne Martin recorded his 10th double-double with 15 points and 12 boards.
- ▶ The win secures TSU's second-consecutive winning season.

LAST TIME VERSUS EASTERN KENTUCKY

- ▶ Wayne Martin put up 14 points and 17 rebounds in a 63-49 road win at EKU on Jan. 12.
- ▶ TSU led for more than 34 of the 40 minutes in the game.
- ▶ The Tigers held EKU to 19.2 percent shooting from 3-point range and 34.0 percent overall from the field.

A WIN WOULD...

- ▶ Improve TSU to 7-5 at home this season.

SENIOR NIGHT

- ▶ TSU will honor senior Tahjere McCall, Wayne Martin and Jordan Reed before the game.
- ▶ The trio accounts for 36.8 points, 21.3 rebounds and 6.6 assists per game this season.
- ▶ Both McCall and Martin were named Preseason All-OVC, while Reed is in his first season on the court for TSU after transferring from Binghamton.

MCCALL'S STEALS RECORD

- ▶ With 71 steals on the season, Tahjere McCall is one away from tying the program's single-season record of 72, which he set a year ago.
- ▶ During his two seasons at TSU, he has 143 steals - third most among active OVC players.
- ▶ After missing 3 games due to injury, McCall had two steals versus Morehead State on Feb. 16.

SECOND TIME FACING A TEAM

- ▶ Saturday's game will mark the fourth time TSU has faced an opponent twice this season.
- ▶ Last season, TSU went 5-2 when facing an opponent for the second time.
- ▶ TSU is 2-1 in 2016-17 when facing an opponent for the second time.

IMPROVING SHOOTING IN OVC GAMES

- ▶ The Tigers shot 43.7 percent in non-conference games this season.
- ▶ In OVC play, TSU is shooting 44.9 percent from the field.
- ▶ TSU's free throw percentage has also jumped from 64.6 percent in non-league games to 72.3 percent in the OVC.

DELANO SPENCER. FOR THREE.

- ▶ Junior guard Delano Spencer has scored in double figures in eight of his last 12 games.
- ▶ He upped his scoring to 11.6 points per game in OVC after putting up 6.4 points per game in non-conference games.
- ▶ He has four games this season with five or more made threes.

DOUBLE-DOUBLES

- ▶ TSU is tied for the OVC lead with four different players securing double-doubles this year.
- ▶ Wayne Martin (10 double-doubles), Tahjere McCall (3), Jordan Reed (2) and Ken'Darrius Hamilton (2) all have double-doubles this season.

WAYNE MARTIN'S REBOUNDING PACE

- ▶ Redshirt senior Wayne Martin is averaging 9.5 rebounds per game on the season, which is second in the OVC.
- ▶ If he finishes with 10.0 or more, he will be the first TSU player to average 10+ rebounds for a season since Stanley Caldwell posted 10.4 rebounds per game in 1995-96.

IN THE NATION

- ▶ TSU is ranked 60th in the nation in field goal percentage defense (.406) and 28th in turnovers forced (15.85 per game).
- ▶ The Tigers' scoring defense (67.4 ppg) is ranked 70th nationally.
- ▶ Tahjere McCall is 6th in the nation in steals per game (3.00), 7th in total steals (71) & 24th in free throws attempted (179).
- ▶ Wayne Martin is 34th in the nation in rebounds per game (9.5), 46th in double-doubles (10) & 31st in field goal percentage (.585)

LAST TWO SEASONS FOR TENNESSEE STATE

- ▶ After going 5-26 in Head Coach Dana Ford's first season in 2014-15, the Tigers posted one of the biggest turnarounds in NCAA history to improve to 20-11 a year ago.
- ▶ TSU is 16-11 in 2016-17 and is 36-22 over the last two seasons.

DOWN LOW

- ▶ Through 27 games, TSU has outrebounded its opponent 18 times, and is outrebounding opponents by an average of 4.0 boards per game.
- ▶ The Tigers have scored 872 points in the paint (32.3 ppg) and are outscoring opponents by an average of 11.4 points per game in the paint.

REACHING 1,000 THIS SEASON

- ▶ Tahjere McCall and Jordan Reed reached 1,000 career Division I points this season.
- ▶ McCall scored his 1,000th point on Jan. 7 vs. UT Martin after 330 points for Niagara in two seasons.
- ▶ Reed reached 1,000 on Nov. 23 versus Reinhardt after 931 in three seasons at Binghamton.

2016-17 NUMERICAL ROSTER ▶▶

| # | NAME | POS. | HT. | WT. | CL. - YR. | HOMETOWN (PREVIOUS SCHOOL) |
|----|----------------------|------|------|-----|-------------|---|
| 0 | Armani Chaney | G | 5-10 | 165 | So. - 2nd | Chicago, Ill. (St. Rita HS) |
| 1 | Delano Spencer | G | 6-3 | 195 | Jr. - 1st | Atlanta, Ga. (Coffeyville CC) |
| 3 | Jordan Reed | G | 6-4 | 210 | R-Sr. - 2nd | Philadelphia, Pa. (Binghamton University) |
| 4 | Ken'Darrius Hamilton | F/C | 6-9 | 275 | Jr. - 1st | Montgomery, Ala. (Meridian CC) |
| 5 | Tahjere McCall | G | 6-5 | 195 | R-Sr. - 3rd | Philadelphia, Pa. (Niagara University) |
| 10 | Thomas Davis | G | 6-2 | 175 | R-Fr. - 2nd | Nashville, Tenn. (Lighthouse Christian HS) |
| 13 | Samson Oyediran | F | 6-7 | 220 | R-So. - 2nd | London, England (Ancilla JC) |
| 14 | Darreon Reddick | G | 6-4 | 195 | Jr. - 3rd | Belleville, Ill. (Belleville East HS) |
| 15 | Xavier Williams | F | 6-9 | 220 | R-Jr. - 1st | Fairfield, Ala. (Holmes CC) |
| 21 | Christian Mekowulu | F | 6-9 | 240 | R-So. - 3rd | Lagos, Nigeria (Covenant Christian HS (Ga)) |
| 22 | Daniel Cummings | G/F | 6-5 | 220 | Fr. - 1st | Toronto, Ont. (Orangeville Prep) |
| 23 | A'Torey Everett | G | 6-4 | 190 | So. - 1st | Dallas, Texas (Murray State JC) |
| 30 | Khalill Spencer | G/F | 6-4 | 230 | R-Fr. - 2nd | Memphis, Tenn. (Ridgeway HS) |
| 33 | Wayne Martin | F | 6-7 | 237 | R-Sr. - 2nd | Brooklyn, N.Y. (Navarro JC) |
| 34 | Jalen Duke | G | 6-5 | 213 | R-Fr. - 2nd | Nashville, Tenn. (Martin Luther King HS) |

2016-17 ALPHABETICAL ROSTER ▶▶

| # | NAME | POS. | HT. | WT. | CL. - YR. | HOMETOWN (PREVIOUS SCHOOL) |
|----|----------------------|------|------|-----|-------------|--|
| 0 | Armani Chaney | G | 5-10 | 165 | So. - 2nd | Chicago, Ill. (St. Rita HS) |
| 22 | Daniel Cummings | G/F | 6-5 | 220 | Fr. - 1st | Toronto, Ont. (Orangeville Prep) |
| 10 | Thomas Davis | G | 6-2 | 175 | R-Fr. - 2nd | Nashville, Tenn. (Lighthouse Christian HS) |
| 34 | Jalen Duke | G | 6-5 | 213 | R-Fr. - 2nd | Nashville, Tenn. (Martin Luther King HS) |
| 23 | A'Torey Everett | G | 6-4 | 190 | So. - 1st | Dallas, Texas (Murray State JC) |
| 4 | Ken'Darrius Hamilton | F/C | 6-9 | 275 | Jr. - 1st | Montgomery, Ala. (Meridian CC) |
| 33 | Wayne Martin | F | 6-7 | 237 | R-Sr. - 2nd | Brooklyn, N.Y. (Navarro JC) |
| 5 | Tahjere McCall | G | 6-5 | 195 | R-Sr. - 3rd | Philadelphia, Pa. (Niagara University) |
| 21 | Christian Mekowulu | F | 6-9 | 240 | R-So. - 3rd | Lagos, Nigeria (Covenant Christian HS (Ga.)) |
| 13 | Samson Oyediran | F | 6-7 | 220 | R-So. - 2nd | London, England (Ancilla JC) |
| 14 | Darreon Reddick | G | 6-4 | 195 | Jr. - 3rd | Belleville, Ill. (Belleville East HS) |
| 3 | Jordan Reed | G | 6-4 | 210 | R-Sr. - 2nd | Philadelphia, Pa. (Binghamton University) |
| 1 | Delano Spencer | G | 6-3 | 195 | Jr. - 1st | Atlanta, Ga. (Coffeyville CC) |
| 30 | Khalill Spencer | G/F | 6-4 | 230 | R-Fr. - 2nd | Memphis, Tenn. (Ridgeway HS) |
| 15 | Xavier Williams | F | 6-9 | 220 | R-Jr. - 1st | Fairfield, Ala. (Holmes CC) |

Head Coach: Dana Ford (3rd Season, Illinois State '06)

Associate Head Coach: Randy Peele (3rd Season, Virginia Wesleyan '80)

Assistant Coaches: Rodney Hamilton (5th Season, Georgia State '98)

Pierre Jordan (3rd Season, Florida State '11)

Director of Operations: Janna Eichelberger (3rd Season, IUPUI '12)

Video Coordinator: James White (2nd Season, Memphis '14)

PRONUNCIATION GUIDE ▶▶

| ## | Name | Pronunciation |
|-----------|----------------------|-------------------|
| #1..... | Delano Spencer | DELL-in-o |
| #4..... | Ken'Darrius Hamilton | ken-DARE-ee-iss |
| #5..... | Tahjere McCall | tah-JERE |
| #13..... | Samson Oyediran | oh-YAY-der-in |
| #14..... | Darreon Reddick | DARE-e-on RED-ick |
| #15..... | Xavier Williams | EX-aye-vier |
| #21..... | Christian Mekowulu | mek-oh-WUU-luu |
| #23..... | A'Torey Everett | uh-TORE-ee |
| AC..... | Randy Peele | PEEL |
| DOBO..... | Janna Eichelberger | EYE-kuhl-berger |

RADIO / TV ROSTER ▶▶

| | | | |
|--|---|---|--|
| 0 ARMANI CHANEY 5-10 165 So. G Chicago, Ill. | 1 DELANO SPENCER 6-3 195 Jr. G Atlanta, Ga. | 3 JORDAN REED 6-4 210 R-Sr. G Philadelphia, Pa. | 4 KEN'DARRIUS HAMILTON 6-9 275 Jr. F/C Montgomery, Ala. |
| 5 TAHJERE McCALL 6-5 195 R-Sr. G Philadelphia, Pa. | 10 THOMAS DAVIS 6-2 175 R-Fr. G Nashville, Tenn. | 13 SAMSON OYEDIRAN 6-7 220 R-So. F London, England | 14 DARREON REDDICK 6-4 195 Jr. G Belleville, Ill. |
| 15 XAVIER WILLIAMS 6-9 220 R-Jr. F Fairfield, Ala. | 21 CHRISTIAN MEKOWULU 6-9 240 R-So. F Lagos, Nigeria | 22 DANIEL CUMMINGS 6-5 220 Fr. G/F Toronto, Ont. | 23 A'TOREY EVERETT 6-4 190 So. G Dallas, Texas |
| 30 KHALILL SPENCER 6-4 230 R-Fr. G/F Memphis, Tenn. | 33 WAYNE MARTIN 6-7 237 R-Sr. F Brooklyn, N.Y. | 34 JALEN DUKE 6-5 213 R-Fr. G Nashville, Tenn. | |

COACHING STAFF ▶▶

| | | | |
|--|--|---|---|
| HEAD COACH DANA FORD 3rd Season Illinois State '06 | ASSOCIATE HEAD COACH RANDY PEELE 3rd Season Virginia Wesleyan '80 | ASSISTANT COACH RODNEY HAMILTON 5th Season Georgia State '98 | ASSISTANT COACH PIERRE JORDAN 3rd Season Florida State '11 |
| DIRECTOR OF OPS JANNA EICHELBERGER 3rd Season IUPUI '12 | | VIDEO COORDINATOR JAMES WHITE 2nd Season Memphis '14 | |

OVC PRESEASON INFORMATION ▶▶

COACHES/SIDS POLL ▶▶

- EAST**
1. Belmont (16) - 126
 2. **Tennessee St. (6) - 106**
 3. Morehead St. (1) - 98
 4. Tennessee Tech - 62
 5. Eastern Kentucky (1) - 60
 6. Jacksonville St. - 40

WEST

1. Murray St. (21) - 131
2. Eastern Illinois - 95
3. Austin Peay (2) - 88
4. UT Martin (1) - 82
5. SIUE - 54
6. SEMO - 42

MEDIA POLL ▶▶

- EAST**
1. Belmont (12) - 82
 2. **Tennessee St. - 64**
 3. Morehead St. (2) - 62
 4. Eastern Kentucky - 35
 5. Tennessee Tech - 32
 6. Jacksonville St. - 19

WEST

1. Murray St. (14) - 84
2. Austin Peay - 60
3. Eastern Illinois - 56
4. UT Martin - 45
5. SEMO - 28
6. SIUE - 21

PRESEASON ALL-OVC (VOTED BY COACHES/SIDS) ▶▶



◀◀ TAHJERE MCCALL

WAYNE MARTIN ▶▶

QUICK FACTS ▶▶

TENNESSEE STATE UNIVERSITY

| | |
|----------------------------|--------------------------|
| Location | Nashville, Tenn. |
| Founded | 1912 |
| Enrollment | 9,165 |
| Nickname | Tigers |
| Colors | Reflex Blue and White |
| National Affiliation | NCAA Division I |
| Conference | Ohio Valley (OVC) |
| Athletic Website | TSUTigers.com |
| University Website | TNState.edu |
| President | Dr. Glenda Baskin Glover |
| Athletics Director | Teresa Phillips |

STAFF/INFORMATION

| | |
|-------------------------|-----------------------------------|
| Head Coach | Dana Ford |
| Alma Mater | 3rd Season - Illinois St., '06 |
| Assoc. Head Coach | Randy Peele (Va. Wesleyan '80) |
| Assist. Coach | Rodney Hamilton (Georgia St. '98) |
| | Pierre Jordan (Florida St. '11) |
| Director of Ops | Janna Eichelberger (IUPUI '12) |
| Video Coordinator | James White (Memphis '14) |

MEN'S BASKETBALL HISTORY

| | |
|--|------------------------------|
| First Season | 1944-45 |
| OVC Regular Season Championships | 2 (1993 & 1995) |
| OVC Tournament Record | 12-24 (26 appearances) |
| OVC Tournament Championships | 2 (1993 & 1994) |
| D-1 NCAA Tournament Record | 0-2 (last in 1994) |
| National Championships | 3 (NAIA - 1957, 1958 & 1959) |
| 20 Win Seasons | 22 |
| 30 Win Seasons | 3 |
| Undefeated Seasons | 1 (1949) |

2015-16 RECORD

| | |
|------------------|------------------------------------|
| Record | 20-11 11-5 OVC |
| Postseason | OVC Quarterfinals, CIT First Round |

2016-17 OUTLOOK

| | |
|--------------------------------|---------------------|
| Returners/Lettermen Lost | 9/7 |
| Starters Returning/Lost | 3/2 |
| Returning Points | 1,084/2,273 (47.7%) |
| Returning Assists | 178/328 (54.3%) |
| Returning Rebounds | 546/1,149 (47.5%) |
| Returning Minutes | 2,877/6,300 (45.7%) |

2016-17 OVC STANDINGS ▶▶

| EAST DIVISION | | | | |
|------------------------|------------|--------------|--------------|--------------|
| School | OVC | Pct. | Overall | Pct. |
| Belmont | 13-1 | 0.929 | 19-5 | 0.792 |
| Morehead State | 9-4 | 0.692 | 13-13 | 0.500 |
| Jacksonville State | 8-5 | 0.615 | 16-12 | 0.571 |
| Tennessee Tech | 7-6 | 0.538 | 11-17 | 0.393 |
| TENNESSEE STATE | 7-7 | 0.500 | 16-11 | 0.593 |
| Eastern Kentucky | 3-10 | 0.231 | 10-18 | 0.357 |

TSU'S WEEKLY HONORS ▶▶

| | |
|---|---------------------------|
| OVC Player of the Week | Tahjere McCall (11/14/16) |
| OVC Player of the Week | Tahjere McCall (1/9/17) |
| BOXTOROW National Player of the Week | Tahjere McCall (1/10/17) |
| OVC Co-Newcomer of the Week | Jordan Reed (11/21/16) |

| WEST DIVISION | | | | |
|--------------------|------|-------|---------|-------|
| School | OVC | Pct. | Overall | Pct. |
| UT Martin | 8-5 | 0.615 | 18-10 | 0.643 |
| Murray State | 8-5 | 0.615 | 14-13 | 0.519 |
| Southeast Missouri | 7-6 | 0.538 | 12-16 | 0.429 |
| Austin Peay | 5-8 | 0.385 | 9-18 | 0.333 |
| Eastern Illinois | 5-9 | 0.357 | 13-14 | 0.481 |
| SIUE | 0-14 | 0.000 | 5-23 | 0.179 |



TSU'S OVC RANKINGS ▶▶

| | | |
|--------------------------|-----------|------------|
| TAHJERE MCCALL ▶▶ | ## | OVC |
| Points Per Game | 14.3 | 15th |
| Assists Per Game | 5.0 | 3rd |
| Steals Per Game | 3.0 | 1st |
| Total Steals | 71 | 1st |

| | | |
|--------------------------|-----------|------------|
| WAYNE MARTIN ▶▶ | ## | OVC |
| Points Per Game | 14.3 | 14th |
| Rebounds Per Game | 9.5 | T-1st |
| Blocks Per Game | 1.0 | 8th |
| FG Percentage | .585 | 6th |
| Double-Doubles | 10 | 2nd |

| | | |
|--------------------------|-----------|------------|
| JORDAN REED ▶▶ | ## | OVC |
| Rebounds Per Game | 6.3 | 13th |

| | | |
|--------------------------|-----------|------------|
| DELANO SPENCER ▶▶ | ## | OVC |
| 3PT FG Percentage | .412 | 8th |

GAME-BY-GAME LEADERS ▶▶

| Date | Opponent | Points | Rebounds | Assists | Outcome |
|-------|----------------------------|--------------------------------|--------------------------|--------------------|---------------|
| 11/11 | vs. UC Davis % | McCall (20) | Martin (15) | McCall (6) | W, 78-64 |
| 11/12 | vs. Northern Arizona % | McCall (16) | Martin/Reed (9) | McCall (4) | W, 69-65 |
| 11/13 | at Santa Clara % | D. Spencer (15) | Martin (9) | McCall (4) | W, 69-61 |
| 11/19 | at Middle Tennessee | Reed (23) | Martin (13) | McCall/Chaney (3) | W, 74-63 |
| 11/23 | at Canisius | Martin/McCall (14) | Martin (14) | McCall (6) | W, 72-58 |
| 11/26 | REINHARDT | D. Spencer (18) | McCall (11) | McCall (5) | W, 96-64 |
| 11/29 | at Vanderbilt | Hamilton (19) | Hamilton/Martin/Reed (4) | McCall (3) | L, 83-59 |
| 12/3 | at Lipscomb | Martin (16) | Reed (14) | McCall (5) | W, 72-71 |
| 12/10 | at NC State | Martin (16) | Reed (10) | McCall (4) | L, 67-55 (OT) |
| 12/14 | ALABAMA STATE | Reed (13) | Martin (13) | McCall (6) | W, 68-46 |
| 12/19 | at #5/4 Duke | Reddick/McCall (14) | Hamilton (8) | McCall (3) | L, 65-55 |
| 12/27 | COVENANT | Reddick (17) | Martin (14) | McCall (5) | W, 81-50 |
| 12/31 | at Murray State* | Martin (19) | Martin (16) | 4 Players (2) | L, 92-83 |
| 1/2 | KENNESAW STATE | McCall (25) | Martin (13) | McCall (3) | L, 76-73 |
| 1/5 | SOUTHEAST MISSOURI* | McCall (27) | McCall (8) | McCall (4) | W, 65-62 |
| 1/7 | UT MARTIN* | D. Spencer (19) | Martin (9) | McCall (8) | W, 76-65 |
| 1/12 | at Eastern Kentucky* | Martin (14) | Martin (17) | McCall (7) | W, 63-49 |
| 1/14 | at Morehead State* | Martin (26) | Martin (8) | McCall (4) | L, 87-85 |
| 1/19 | TENNESSEE TECH* | McCall (19) | Martin (17) | McCall (6) | L, 80-74 (OT) |
| 1/21 | JACKSONVILLE STATE* | McCall (19) | Reed (5) | McCall (9) | L, 86-79 |
| 1/25 | at SIU Edwardsville* | D. Spencer/Reddick/Martin (14) | Martin/Reed (7) | McCall (12) | W, 76-56 |
| 1/28 | BELMONT* | McCall (22) | Reed (10) | McCall/Reddick (3) | L, 93-76 |
| 2/2 | EASTERN ILLINOIS* | Martin (16) | Reed (7) | McCall (4) | L, 77-67 (OT) |
| 2/4 | at Austin Peay* | Reddick (19) | Hamilton (11) | Reddick (3) | W, 70-66 |
| 2/9 | at Tennessee Tech* | Hamilton (21) | Hamilton (10) | Chaney (5) | W, 72-59 |
| 2/11 | at Jacksonville State* | Martin (18) | Martin/Reed/Hamilton (5) | Chaney (2) | L, 63-57 |
| 2/16 | MOREHEAD STATE* | Martin (15) | Martin (12) | Chaney/McCall (3) | W, 64-52 |
| 2/18 | EASTERN KENTUCKY* | | | | |
| 2/25 | at Belmont* | | | | |
| 3/1 | OVC 1st Round & | | | | |
| 3/2 | OVC Quarterfinals & | | | | |
| 3/3 | OVC Semifinals & | | | | |
| 3/4 | OVC Championship & | | | | |













HOME GAMES CAPS AND BOLD

* Ohio Valley Conference Regular Season Game

% 50th Annual Cable Car Classic - Santa Clara, Calif.

& OVC Tournament at Municipal Auditorium - Nashville, Tenn.

WINS AMONG OVC SINCE '15-16 ▶▶

| | SCHOOL | '15-16 | '16-17 | 2-YEAR |
|-----|--|-----------|-----------|-----------|
| 1. |  Belmont | 20 | 19 | 39 |
| |  UT Martin | 20 | 18 | 38 |
| 3. |  TENNESSEE STATE | 20 | 16 | 36 |
| |  Morehead State | 23 | 13 | 36 |
| 5. |  Murray State | 17 | 14 | 31 |
| |  Tennessee Tech | 19 | 11 | 30 |
| 7. |  Austin Peay | 18 | 9 | 27 |
| 8. |  Eastern Kentucky | 15 | 10 | 25 |
| |  Eastern Illinois | 13 | 13 | 26 |
| 10. |  Jacksonville State | 8 | 16 | 24 |
| 11. |  Southeast Missouri | 5 | 12 | 17 |
| 12. |  SIUE | 6 | 5 | 11 |

WHAT THEY ARE SAYING ABOUT TENNESSEE STATE MEN'S BASKETBALL ▶▶



▶▶ MIKE KRZYZEWSKI - DUKE HEAD COACH

"They're a very good basketball team, they'll have a chance at winning their conference. I told our guys this was the kind of opponent that you face in the NCAA Tournament—old, really well-coached team, and they play defense and rebound—in other words the two things they do best are play defense and rebound, so that's going to come every night."

▶ After TSU's 65-55 road loss at #5/4 Duke - 12/19/16



▶▶ KERMIT DAVIS - MIDDLE TENNESSEE HEAD COACH

"It was easy to see the tougher team won. They beat us in every facet. You have to give Tennessee State credit. They played good on the road with toughness. They made good plays, made free throws down the stretch and played really well tonight."

▶ After TSU's 74-63 road win at MTSU - 11/19/16



▶▶ REGGIE WITHERSPOON - CANISIUS HEAD COACH

"We got taught a lesson about grinding it out, about blue-collar basketball... They just blew over us. They all played hard... This team showed us how hard you will need to play. They played that hard the entire game. They fought for every loose ball. If we can learn from that, then maybe we can get better."

▶ After TSU's 72-58 road win at Canisius - 11/23/16

McCALL'S PLACE IN TSU HISTORY ▶▶

TAHJERE McCALL ▶▶



▶ Redshirt senior Tahjere McCall was named Preseason All-OVC for the 2016-17 season

▶ In 2015-16, became the first player in TSU history to earn OVC Defensive Player of the Year since the award began in 2008-09

▶ He set TSU's single-season steals record with 72 and was ninth in the nation with 2.32 steals per game in 2015-16

TSU IN THE NBA ▶▶



◀◀ ROBERT COVINGTON


▶ TSU has had 13 former players competed in an NBA game

▶ Robert Covington is currently in year three with the Philadelphia 76ers after one year with the Houston Rockets

▶ Covington earned '10 OVC All-Newcomer Team, '11&'12 All-OVC First Team and '13 All-OVC Second Team

▶ Notable former Tigers are Anthony Mason, Carlos Rogers, Dick "Skull" Barnett, Ted "Hound" McClain, Lloyd Neal & Leonard "Truck" Robinson

HISTORICAL TURNAROUND IN 2015-16 ▶▶



▶ Tennessee State posted one of the biggest single-season turnarounds in NCAA history in 2015-16

▶ After going 5-26 in 2014-15, the Tigers went 20-11 in 2015-16

▶ The improvement of 15.0 games was tied with Little Rock for the best in nation in 2015-16

▶ The NCAA Division I record for biggest turnaround in a season was set by Towson in 2012-13 when the team improved by 17.5 games from the previous season

▶ The 15-game spike was tied for the second-best win total improvement from one year to next for TSU. The school record is 17, going from nine wins in the first season in 1944-45 to 26 wins in 1945-46

ABOUT TENNESSEE STATE UNIVERSITY ▶▶



▶ TSU is the only NCAA Division I HBCU that competes outside of the MEAC or SWAC

▶ Of the four D-1 schools in Nashville (TSU, Belmont, Lipscomb and Vanderbilt), TSU is the only public university

▶ Notable alumni include

Oprah Winfrey

Anthony Mason (NBA)

Dick Barnett (NBA)

Richard Dent (NFL)

Dominique Rodgers-Comartie (NFL)

Wilma Rudolph (Track)

CONSECUTIVE GAMES WITH A 3 ▶▶

782

▶ TSU has made a three-pointer in ^^ consecutive games

▶ Last time TSU didn't make a 3 was Dec. 29, 1990 at Colorado, going 0-for-16 in a 124-86 loss.

▶ The streak dates back 26 years and is the longest active streak in the OVC.

▶ On the streak, TSU has shot 5,199-for-15,296 (34.0 percent)

THE MEASURABLES ▶▶

▶ Top Measurables for TSU Men's Basketball

| CATEGORY | PLAYER | ## |
|---------------------|--------------------|---------|
| ▶ Standing Verticle | Tahjere McCall | 35" |
| ▶ 2-Step Verticle | Tahjere McCall | 41" |
| ▶ Bench Press | Jordan Reed | 300 lbs |
| ▶ Squat | Jordan Reed | 340 lbs |
| ▶ Wingspan | Christian Mekowulu | 7'3" |

HE'S BACK ▶▶



◀◀ CHRISTIAN MEKOWULU

▶ After a standout freshman season, Christian Mekowulu (mek-uh-WU-lu) missed the 2015-16 campaign due to injury

▶ The 6'9" forward from Lagos, Nigeria returned to the lineup for the 2016-17 season as a redshirt-sophomore.

▶ During his freshman season in 2014-15, Mekowulu averaged 8.0 points per game and 5.3 rebounds per game.

▶ Mekowulu led TSU in rebounding in 12 games as a freshman.

▶ Standing 6'9", he has the largest wingspan on the team of 7'3".



LEADS, DEFICITS, ETC. ▶▶

| Date | Opponent | TSU's Largest Lead | TSU's Largest Deficit | Time Led | Time Trailed | Time Tied | Ties | Lead Changes | Rebounds TSU/OPP (+/-) | Paint PTS TSU/OPP (+/-) | 2nd Chance PTS TSU/OPP (+/-) | Bench PTS TSU/OPP (+/-) | Outcome |
|-------|--------------------------|--------------------|-----------------------|----------|--------------|-----------|------|--------------|------------------------|-------------------------|------------------------------|-------------------------|---------------|
| 11/11 | vs. UC Davis % | 15 (1st - 9:14) | 3 (2nd - 12:44) | 31:04 | 2:55 | 6:01 | 8 | 6 | 48/33 (+15) | 20/14 (+6) | 18/5 (+13) | 15/30 (-15) | W, 78-64 |
| 11/12 | vs. Northern Arizona % | 5 (2nd - 5:40) | 3 (1st - 17:05) | 25:47 | 11:20 | 2:53 | 10 | 14 | 45/35 (+10) | 38/16 (+22) | 14/14 (N/A) | 21/11 (+10) | W, 69-65 |
| 11/13 | at Santa Clara % | 16 (1st - 0:40) | 5 (1st - 15:58) | 33:24 | 6:03 | 0:33 | 1 | 1 | 34/34 (0) | 28/22 (+6) | 16/10 (+6) | 21/11 (+10) | W, 69-61 |
| 11/19 | at Middle Tennessee | 11 (2nd - 0:35) | 7 (1st - 7:02) | 8:31 | 29:10 | 2:19 | 2 | 5 | 36/25 (+11) | 38/18 (+20) | 13/13 (N/A) | 3/13 (-10) | W, 74-63 |
| 11/23 | at Canisius | 21 (2nd - 12:58) | 6 (1st - 16:37) | 29:20 | 9:40 | 1:00 | 4 | 3 | 45/31 (+14) | 36/16 (+20) | 11/2 (+9) | 21/22 (-1) | W, 72-58 |
| 11/26 | REINHARDT | 34 (2nd - 1:13) | 5 (1st - 5:47) | 29:42 | 7:22 | 2:56 | 3 | 6 | 36/31 (+5) | 42/10 (+32) | 10/15 (-5) | 40/35 (+5) | W, 96-64 |
| 11/29 | at Vanderbilt | 3 (1st - 19:20) | 28 (2nd - 9:08) | 0:58 | 36:28 | 2:31 | 3 | 3 | 20/39 (-19) | 20/22 (-2) | 9/22 (-13) | 9/15 (-6) | L, 83-59 |
| 12/3 | at Lipscomb | 13 (2nd - 12:57) | 8 (1st - 16:32) | 23:03 | 14:24 | 2:33 | 7 | 8 | 50/34 (+16) | 32/24 (+8) | 18/13 (+5) | 12/16 (-4) | W, 72-71 |
| 12/10 | at NC State | 8 (2nd - 15:13) | 12 (OT - 00:01) | 26:51 | 13:38 | 4:10 | 9 | 16 | 48/45 (+3) | 30/24 (+6) | 16/18 (-2) | 10/16 (-6) | L, 67-55 (OT) |
| 12/14 | ALABAMA ST. | 32 (2nd - 12:46) | ---- | 38:11 | ---- | 1:49 | 1 | 0 | 41/42 (-1) | 32/16 (+16) | 11/13 (-2) | 36/25 (+11) | W, 68-46 |
| 12/19 | at #5/4 Duke | 5 (1st - 6:47) | 20 (2nd - 7:25) | 12:13 | 26:09 | 1:38 | 7 | 13 | 29/41 (-12) | 32/18 (+14) | 3/13 (-10) | 5/5 (N/A) | L, 65-55 |
| 12/27 | COVENANT | 34 (2nd - 14:56) | 2 (1st - 19:41) | 38:04 | 1:12 | 0:43 | 1 | 3 | 42/25 (+17) | 38/14 (+24) | 21/5 (+16) | 33/18 (+15) | W, 81-50 |
| 12/31 | at Murray St.* | 8 (1st - 13:17) | 9 (2nd - 00:07) | 26:03 | 10:41 | 3:16 | 7 | 11 | 38/34 (+4) | 40/30 (+10) | 13/13 (N/A) | 17/57 (-40) | L, 92-83 |
| 1/2 | KENNESAW ST. | 4 (1st - 18:06) | 14 (2nd - 16:13) | 3:55 | 35:19 | 0:46 | 2 | 5 | 39/36 (+3) | 36/14 (+22) | 21/8 (+13) | 11/27 (-16) | L, 76-73 |
| 1/5 | SEMO* | 8 (1st - 14:20) | 2 (2nd - 6:05) | 36:47 | 1:25 | 1:48 | 4 | 6 | 33/30 (+3) | 30/26 (+4) | 6/8 (-2) | 11/29 (-18) | W, 65-62 |
| 1/7 | UT MARTIN* | 12 (2nd - 9:06) | 12 (1st - 8:56) | 17:25 | 19:01 | 3:34 | 4 | 1 | 34/32 (+2) | 34/26 (+8) | 10/6 (+4) | 29/25 (+4) | W, 76-65 |
| 1/12 | at Eastern Kentucky* | 14 (2nd - 3:23) | 2 (1st - 12:13) | 34:17 | 1:05 | 4:38 | 3 | 4 | 46/37 (+9) | 28/22 (+6) | 14/9 (+5) | 20/1 (+19) | W, 63-49 |
| 1/14 | at Morehead St.* | 4 (1st - 11:16) | 10 (1st - 5:06) | 4:13 | 33:48 | 1:59 | 3 | 3 | 25/29 (-4) | 42/26 (+16) | 10/10 (N/A) | 23/22 (+1) | L, 87-85 |
| 1/19 | TENNESSEE TECH* | 4 (1st - 8:31) | 10 (2nd - 11:30) | 11:20 | 27:41 | 5:59 | 13 | 16 | 52/44 (+8) | 38/34 (+4) | 20/10 (+10) | 31/33 (-2) | L, 80-74 (OT) |
| 1/21 | JACKSONVILLE ST.* | ---- | 14 (2nd - 6:21) | ---- | 39:30 | 0:30 | 0 | 0 | 27/27 (N/A) | 26/20 (+6) | 9/8 (+1) | 25/17 (+8) | L, 86-79 |
| 1/25 | at SIU Edwardsville* | 24 (2nd - 2:06) | ---- | 37:08 | ---- | 2:52 | 2 | 0 | 33/20 (+13) | 34/18 (+16) | 17/8 (+9) | 11/25 (-14) | W, 76-56 |
| 1/28 | BELMONT* | 2 (1st - 19:31) | 25 (2nd - 6:54) | 3:41 | 35:50 | 0:29 | 1 | 7 | 30/32 (-2) | 36/34 (+2) | 7/3 (+4) | 19/25 (-6) | L, 93-76 |
| 2/2 | EASTERN ILLINOIS* | 14 (2nd - 14:54) | 11 (OT - 00:40) | 34:48 | 6:29 | 3:43 | 6 | 10 | 31/32 (-1) | 28/26 (+2) | 14/10 (+4) | 16/19 (-3) | L, 77-67 (OT) |
| 2/4 | at Austin Peay* | 12 (1st - 8:34) | 11 (2nd - 13:58) | 26:48 | 10:56 | 2:16 | 3 | 2 | 36/23 (+13) | 28/30 (-2) | 8/4 (+4) | 21/3 (+18) | W, 70-66 |
| 2/9 | at Tennessee Tech* | 23 (2nd - 14:31) | ---- | 39:14 | ---- | 0:46 | 0 | 0 | 38/28 (+10) | 30/16 (+14) | 11/8 (+3) | 23/25 (-2) | W, 72-59 |
| 2/11 | at Jacksonville State* | 3 (1st - 16:40) | 12 (1st - 5:35) | 2:29 | 34:19 | 3:12 | 1 | 5 | 30/39 (-9) | 20/12 (+8) | 11/2 (+9) | 11/13 (-2) | L, 63-57 |
| 2/16 | MOREHEAD ST.* | 18 (2nd - 3:08) | 1 (1st - 18:30) | 38:59 | 0:40 | 0:21 | 0 | 2 | 39/37 (+2) | 36/16 (+20) | 9/11 (-2) | 19/10 (+9) | w, 64-52 |
| 2/18 | EKU* | | | | | | | | | | | | |
| 2/25 | at Belmont* | | | | | | | | | | | | |
| 3/1 | OVC 1st Round & | | | | | | | | | | | | |
| 3/2 | OVC Quarterfinals & | | | | | | | | | | | | |
| 3/3 | OVC Semifinals & | | | | | | | | | | | | |
| 3/4 | OVC Championship & | | | | | | | | | | | | |

STARTERS ▶▶

| Date | Opponent | Guard | Guard | Guard | Forward | Forward | Outcome |
|-------|--------------------------|--------|---------|------------|----------|----------|---------------|
| 11/11 | vs. UC Davis % | McCall | Reddick | Reed | Martin | Hamilton | W, 78-64 |
| 11/12 | vs. Northern Arizona % | McCall | Reddick | Reed | Martin | Hamilton | W, 69-65 |
| 11/13 | at Santa Clara % | McCall | Reddick | Reed | Martin | Hamilton | W, 69-61 |
| 11/19 | at Middle Tennessee | McCall | Reddick | Reed | Martin | Hamilton | W, 74-63 |
| 11/23 | at Canisius | McCall | Reddick | Reed | Martin | Hamilton | W, 72-58 |
| 11/26 | REINHARDT | McCall | Reddick | Reed | Martin | Hamilton | W, 96-64 |
| 11/29 | at Vanderbilt | McCall | Reddick | Reed | Martin | Hamilton | L, 83-59 |
| 12/3 | at Lipscomb | McCall | Reddick | Reed | Martin | Hamilton | W, 72-71 |
| 12/10 | at NC State | McCall | Reddick | Reed | Martin | Hamilton | L, 67-55 (OT) |
| 12/14 | ALABAMA ST. | McCall | Reddick | Reed | Martin | Hamilton | W, 68-46 |
| 12/19 | at #5/4 Duke | McCall | Reddick | Reed | Martin | Hamilton | L, 65-55 |
| 12/27 | COVENANT | McCall | Reddick | Reed | Martin | Hamilton | W, 81-50 |
| 12/31 | at Murray St.* | McCall | Reddick | Reed | Martin | Hamilton | L, 92-83 |
| 1/2 | KENNESAW ST. | McCall | Reddick | Reed | Martin | Mekowulu | L, 76-73 |
| 1/5 | SEMO* | McCall | Reddick | Reed | Martin | Mekowulu | W, 65-62 |
| 1/7 | UT MARTIN* | McCall | Reddick | Reed | Martin | Mekowulu | W, 76-65 |
| 1/12 | at Eastern Kentucky* | McCall | Reddick | Reed | Martin | Mekowulu | W, 63-49 |
| 1/14 | at Morehead St.* | McCall | Reddick | Reed | Martin | Mekowulu | L, 87-85 |
| 1/19 | TENNESSEE TECH* | McCall | Reddick | Reed | Martin | Mekowulu | L, 80-74 (OT) |
| 1/21 | JACKSONVILLE ST.* | McCall | Chaney | D. Spencer | Hamilton | Mekowulu | L, 86-79 |
| 1/25 | at SIU Edwardsville* | McCall | Reddick | D. Spencer | Martin | Mekowulu | W, 76-56 |
| 1/28 | BELMONT* | McCall | Reddick | D. Spencer | Martin | Mekowulu | L, 93-76 |
| 2/2 | EASTERN ILLINOIS* | McCall | Reddick | D. Spencer | Martin | Mekowulu | L, 77-67 (OT) |
| 2/4 | at Austin Peay* | Chaney | Reddick | D. Spencer | Martin | Mekowulu | W, 70-66 |
| 2/9 | at Tennessee Tech* | Chaney | Reddick | D. Spencer | Martin | Mekowulu | W, 72-59 |
| 2/11 | at Jacksonville St.* | Chaney | Reddick | D. Spencer | Martin | Mekowulu | L, 53-57 |
| 2/16 | MOREHEAD ST.* | Chaney | McCall | D. Spencer | Martin | Mekowulu | W, 64-52 |
| 2/18 | EKU* | | | | | | |
| 2/25 | at Belmont* | | | | | | |
| 3/1 | OVC 1st Round & | | | | | | |
| 3/2 | OVC Quarterfinals & | | | | | | |
| 3/3 | OVC Semifinals & | | | | | | |
| 3/4 | OVC Championship & | | | | | | |

LINEUP RECORDS ▶▶

| | |
|---|-----|
| 1. McCall, Reddick, Reed, Martin, Hamilton | 9-4 |
| 2. McCall, Reddick, Reed, Martin, Mekowulu | 3-3 |
| 3. McCall, Chaney, D. Spencer, Hamilton, Mekowulu | 0-1 |
| 4. McCall, Reddick, D. Spencer, Martin, Mekowulu | 1-2 |
| 5. Chaney, Reddick, D. Spencer, Martin, Mekowulu | 2-1 |
| 6. Chaney, McCall, D. Spencer, Martin, Mekowulu | 1-0 |



TENNESSEE STATE'S RECORD WHEN... ▶▶

| VENUE | '16-17 | Ford's Career | OVERTIME | '16-17 | Ford's Career |
|------------------------------|--------|---------------|---------------------------------|--------|---------------|
| Overall | 16-11 | 41-48 | One Overtime | 0-3 | 0-3 |
| Home | 6-5 | 22-16 | Double Overtime | 0-0 | 1-1 |
| Away | 8-6 | 15-30 | Triple Overtime | 0-0 | 0-0 |
| Neutral | 2-0 | 4-2 | | | |
| HALFTIME | '16-17 | Ford's Career | MONTH | '16-17 | Ford's Career |
| When TSU leads at halftime | 13-3 | 33-10 | November | 6-1 | 12-8 |
| When TSU trails at halftime | 3-8 | 7-36 | December | 3-3 | 9-12 |
| When TSU is tied at halftime | 0-0 | 1-2 | January | 4-5 | 12-13 |
| | | | February | 3-2 | 8-13 |
| | | | March | 0-0 | 0-2 |
| SCORING OFFENSE | '16-17 | Ford's Career | REBOUNDS | '16-17 | Ford's Career |
| When TSU scores 100+ points | 0-0 | 0-0 | When TSU leads in rebounds | 15-3 | 36-11 |
| When TSU scores 90-99 points | 1-0 | 3-1 | When opponent leads in rebounds | 1-6 | 4-32 |
| When TSU scores 80-89 points | 1-2 | 6-4 | When game ends tied in rebounds | 1-1 | 2-4 |
| When TSU scores 70-79 points | 8-4 | 18-9 | | | |
| When TSU scores 60-69 points | 6-1 | 12-10 | | | |
| When TSU scores 50-59 points | 0-4 | 1-17 | | | |
| When TSU scores 40-49 points | 0-0 | 1-5 | | | |
| When TSU scores 30-39 points | 0-0 | 0-2 | | | |
| SCORING DEFENSE | '16-17 | Ford's Career | ASSISTS | '16-17 | Ford's Career |
| When TSU allows 100+ points | 0-0 | 0-1 | When TSU leads in assists | 9-1 | 21-6 |
| When TSU allows 90-99 points | 0-2 | 1-4 | When opponent leads in assists | 5-9 | 18-40 |
| When TSU allows 80-89 points | 0-4 | 1-7 | When game ends tied in assists | 2-1 | 2-2 |
| When TSU allows 70-79 points | 1-2 | 7-15 | | | |
| When TSU allows 60-69 points | 8-3 | 15-18 | | | |
| When TSU allows 50-59 points | 5-0 | 12-2 | | | |
| When TSU allows 40-49 points | 2-0 | 5-1 | | | |
| When TSU allows 30-39 points | 0-0 | 0-0 | | | |
| | | | BLOCKS | '16-17 | Ford's Career |
| | | | When TSU leads in blocks | 9-2 | 28-14 |
| | | | When opponent leads in blocks | 3-7 | 5-27 |
| | | | When game ends tied in blocks | 4-2 | 8-7 |

TSU'S RECORD VS. '16-17 OPPONENTS ▶▶

| OPPONENT | IN '16-17 | UNDER FORD | ALL-TIME |
|--------------------|-----------|------------|----------|
| Alabama St. | 1-0 | 1-0 | 19-9 |
| Austin Peay | 1-0 | 2-2 | 29-46 |
| Belmont | 0-1 | 1-4 | 11-16 |
| Canisius | 1-0 | 1-0 | 2-0 |
| Covenant | 1-0 | 1-0 | 1-0 |
| Duke | 0-1 | 0-1 | 0-1 |
| Eastern Illinois | 0-1 | 1-2 | 27-23 |
| Eastern Kentucky | 1-0 | 2-3 | 27-33 |
| Jacksonville St. | 0-2 | 3-3 | 17-13 |
| Kennesaw St. | 0-1 | 2-1 | 3-1 |
| Lipscomb | 1-0 | 2-1 | 3-3 |
| Middle Tennessee | 1-0 | 1-2 | 17-38 |
| Morehead St. | 1-1 | 2-4 | 32-37 |
| Murray St. | 0-1 | 1-2 | 17-52 |
| NC State | 0-1 | 0-1 | 0-1 |
| Northern Arizona | 1-0 | 1-0 | 1-0 |
| Reinhardt | 1-0 | 3-0 | 3-0 |
| Santa Clara | 1-0 | 1-0 | 2-0 |
| SIU Edwardsville | 1-0 | 2-1 | 7-1 |
| Southeast Missouri | 1-0 | 2-1 | 26-19 |
| Tennessee Tech | 1-1 | 3-3 | 32-32 |
| UC Davis | 1-0 | 1-0 | 1-0 |
| UT Martin | 1-0 | 1-2 | 33-25 |
| Vanderbilt | 0-1 | 0-2 | 0-9 |

TSU IN THE POLLS ▶▶

| | PRE | 11/14 | 11/21 | 11/28 | 12/5 | 12/12 | 12/19 | 12/26 | 1/2 | 1/9 | 1/16 | 1/23 | 1/30 | 2/6 | 2/13 |
|-----------|-----|-------|-------|-------|------|-------|-------|-------|-----|-----|------|------|------|-----|------|
| AP | NR | NR | RV | RV | NR | NR | NR | NR | NR | NR | NR | NR | NR | NR | NR |
| USA Today | NR | NR | NR | NR | NR | NR | NR | NR | NR | NR | NR | NR | NR | NR | NR |
| Mid-Major | NR | RV | 20 | 17 | 17 | 20 | 18 | 19 | 20 | 22 | RV | RV | NR | NR | NR |
| RPI | -- | -- | -- | -- | 72 | 61 | 63 | 53 | 61 | 98 | 112 | 157 | 151 | 170 | 166 |

TOP 25 POLLS ▶▶

AP TOP 25 (2/13 - WEEK 15) ▶▶

| TEAM | RECORD | POINTS |
|-------------------|--------|--------|
| 1 Gonzaga (60) | 26-0 | 1,620 |
| 2 Villanova (5) | 24-2 | 1,564 |
| 3 Kansas | 22-3 | 1,493 |
| 4 Baylor | 22-3 | 1,394 |
| 5 Arizona | 23-3 | 1,301 |
| 6 UCLA | 23-3 | 1,276 |
| 7 Oregon | 22-4 | 1,229 |
| 8 Louisville | 20-5 | 1,204 |
| 9 West Virginia | 20-5 | 1,012 |
| 10 North Carolina | 21-5 | 1,005 |
| 11 Wisconsin | 21-4 | 868 |
| 12 Duke | 20-5 | 857 |
| 13 Kentucky | 20-5 | 854 |
| 14 Virginia | 18-6 | 825 |
| 15 Florida | 20-5 | 717 |
| 16 Purdue | 20-5 | 682 |
| 17 Florida State | 21-5 | 665 |
| 18 Cincinnati | 22-3 | 634 |
| 19 SMU | 22-4 | 415 |
| 20 Creighton | 21-4 | 298 |
| 21 South Carolina | 20-5 | 296 |
| 22 Saint Mary's | 22-3 | 269 |
| 23 Maryland | 21-4 | 136 |
| 24 Butler | 19-6 | 129 |
| 25 Notre Dame | 19-7 | 122 |

Others receiving votes: Wichita State 87, Xavier 72, North-western 60, USC 16, VCU 14, Dayton 4, **Middle Tennessee** 3, Monmouth 2, Oklahoma State 1, Vermont 1

USA TODAY COACHES POLL (2/13 - WEEK 15) ▶▶

| TEAM | RECORD | POINTS |
|-------------------|--------|--------|
| 1 Gonzaga (29) | 26-0 | 797 |
| 2 Villanova (3) | 24-2 | 770 |
| 3 Kansas | 22-3 | 735 |
| 4 Baylor | 22-3 | 665 |
| 5 UCLA | 23-3 | 636 |
| 6 Arizona | 23-3 | 620 |
| 7 Louisville | 20-5 | 607 |
| 8 Oregon | 22-4 | 581 |
| 9 North Carolina | 21-5 | 511 |
| 10 Wisconsin | 21-4 | 494 |
| 11 Kentucky | 20-5 | 456 |
| 12 West Virginia | 20-5 | 448 |
| 13 Florida | 20-5 | 371 |
| 14 Duke | 20-5 | 367 |
| 15 Virginia | 18-6 | 363 |
| 16 Purdue | 20-5 | 318 |
| 17 Cincinnati | 22-3 | 312 |
| 18 Florida State | 21-5 | 268 |
| 19 South Carolina | 20-5 | 198 |
| 20 Notre Dame | 19-7 | 167 |
| 21 Saint Mary's | 22-3 | 131 |
| 22 Creighton | 21-4 | 130 |
| 23 SMU | 22-4 | 127 |
| 24 Maryland | 21-4 | 90 |
| 25 Butler | 19-6 | 80 |

Others receiving votes: Xavier 56, Northwestern 27, USC 24, Wichita State 19, Dayton 8, Kansas State 7, Miami 7, **Middle Tennessee** 6, New Mexico State 2, Akron 2

MID-MAJOR TOP 25 (2/13 - WEEK 15) ▶▶

| TEAM | RECORD | POINTS | PREVIOUS | CONF. |
|------------------------|--------|--------|----------|--------------|
| 1. Gonzaga (31) | 26-0 | 775 | 1 | West Coast |
| 2. Wichita State | 23-4 | 735 | 2 | MVC |
| 3. Illinois State | 21-5 | 684 | 5 | MVC |
| 4. Monmouth | 21-5 | 681 | 6 | MAAC |
| 5. Saint Mary's | 22-3 | 626 | 4 | West Coast |
| 6. Akron | 21-4 | 599 | 9 | MAC |
| 7. Vermont | 23-5 | 555 | 11 | Am. East |
| 8. New Mexico State | 22-4 | 524 | 3 | WAC |
| 9. Belmont | 18-5 | 513 | 7 | OVC |
| 10. UNCW | 22-5 | 496 | 8 | Colonial |
| 11. Valparaiso | 21-5 | 478 | 16 | Horizon |
| 12. Furman | 18-8 | 432 | 19 | Southern |
| 13. ETSU | 20-6 | 365 | 10 | Southern |
| 14. UT Arlington | 18-6 | 358 | 15 | Sun Belt |
| 15. Arkansas State | 18-7 | 303 | 12 | Sun Belt |
| 16. Chattanooga | 18-7 | 286 | 13 | Southern |
| 17. Charleston | 19-8 | 263 | 14 | Colonial |
| 18. BYU | 18-9 | 240 | NR | West Coast |
| 19. Princeton | 15-6 | 217 | 25 | Ivy League |
| 20. Georgia Southern | 16-9 | 152 | 18 | Sun Belt |
| 21. Florida Gulf Coast | 20-7 | 131 | 17 | Atlantic Sun |
| 22. UNC Asheville | 20-7 | 112 | NR | Big South |
| 23. Bucknell | 19-7 | 108 | 20 | Patriot |
| 24. Winthrop | 19-6 | 83 | 21 | Big South |
| 25. Oakland | 19-7 | 48 | NR | Horizon |

OTHERS RECEIVING VOTES: Georgia State 45, North Carolina Central 36, North Dakota State 33, Ohio 32, CSU Bakersfield 31, Sam Houston State 21, **UC Davis** 17, Grand Canyon 15, **Lipscomb** 11, San Francisco 11, New Orleans 9, Green Bay 8, Iona 8, Weber State 7, Ball State 6, **Santa Clara** 4, Liberty 2, Loyola (CHI) 2, Texas Southern 2, Harvard 1.

**LAST TIME IT HAPPENED FOR TENNESSEE STATE ▶▶**

TSU won back-to-back gamesat Austin Peay (2/4/17), at Tennessee Tech (2/9/17)

TSU lost back-to-back gamesvs. Belmont (1/28/17), vs. Eastern Illinois (2/2/17)

TSU played an overtime game.....vs. Eastern Illinois (2/2/17)

TSU played a multi-overtime game.....vs. Ball State (3/15/16), L, 78-73 (2OT)

TSU won an overtime gameat Stetson (12/14/15), W, 93-90 (2OT)

TSU lost an overtime gamevs. Eastern Illinois (2/2/17), L, 77-67 (OT)

TSU scored 100+ points in a game.....FISK (12/15/13), W, 108-85

TSU allowed 100+ points in a gameat Belmont (1/24/16), L, 103-95

TSU scored 90-99 points in a gameat Belmont (1/24/16), L, 103-95

TSU allowed 90-99 points in a game.....vs. Belmont (1/28/17), L, 93-76

TSU scored 90-99 points in a gamevs. Reinhardt (11/26/16), W, 96-64

TSU won a game at homevs. Morehead State (2/16/17), W, 64-52

TSU won a game on the roadat Tennessee Tech (2/9/17), W, 72-59

TSU won a game on a neutral sitevs. Northern Arizona (11/11/16), W, 69-65

TSU won by 20-29 pointsat SIUE (1/25/17), W, 76-56

TSU won by 30 or more points.....vs. Covenant (12/27/16), W, 81-50

TSU lost by 20 or more points.....at Vanderbilt (11/29/16), L, 83-59

a TSU player had a double-double.....vs. Morehead State (2/16/17), Wayne Martin - 15 p, 12 r

two TSU players had double-doubles.....at Canisius (11/23/16), Wayne Martin - 14 p, 14 r; Jordan Reed - 13 p, 11 r

three TSU players had double-doubles.....at Lipscomb (12/3/16), W. Martin - 16 p, 12 r; J. Reed - 11 p, 14 r; T. McCall - 10 p, 11 r

two TSU players with 20-29 points.....at Middle Tennessee (11/19/16), Jordan Reed 23; Wayne Martin 22 p

two TSU players with 30+ pointsat Belmont (1/24/16), Keron DeShields 33 p; Tahjere McCall 32 p

four TSU players scored 10 or more pointsat Morehead State (1/14/17)

.....Wayne Martin 28 p, Delano Spencer 18 p, Jordan Reed 16 p, Tahjere McCall 12 p

five TSU players scored 10 or more points.....at Tennessee Tech (2/9/17)

.....Hamilton 21 p, Martin 15 p, Reddick 13 p, D. Spencer 11, Chaney 10

six TSU players scored 10 points or moreat Lipscomb (12/3/16)

.....W. Martin 16 p, K. Hamilton 13 p, J. Reed 11 p, T. McCall 10 p, D. Reddick 10 p, C. Mekowulu 10 p

multiple TSU players had 10 or more reboundsat Lipscomb (12/3/16), J. Reed 14 r, W. Martin 12 r, T. McCall 11 r

a TSU player had 20-29 pointsat Tennessee Tech (2/9/17), Ken'Darrius Hamilton, 21

a TSU player had 30 or more pointsKeron DeShields, at Tennessee Tech (1/28/16), 37

a TSU player had back-to-back 30+ point games.....Keron DeShields, at Belmont (1/24/16), 33; at Tennessee Tech (1/28/16), 37

a TSU player had back-to-back 40+ point games.....Anthony Mason, at Eastern Kentucky (1/23/88), 44; at Morehead State (1/25/88), 43

a TSU player at 20 or more reboundsat Loyola (MD) (11/13/15), Wayne Martin, 21

a TSU player had 20+ points and 20 + reboundsat Loyola (MD) (11/13/15), Wayne Martin, 27 p, 21 r

a TSU player had 10 or more assists.....Tahere McCall, at SIUE (1/25/17), 12

TSU won an OVC Playoff GameMorehead St. (3/7/13), W, 88-75 (Quarterfinals)

TSU lost an OVC Playoff GameAustin Peay (3/3/16), L, 74-72 (Quarterfinals)

a TSU player won OVC Player of the Week.....Tahjere McCall (1/9/17)

a TSU player won OVC Newcomer of the Week.....Jordan Reed (11/21/16) - Co-Newcomer of the Week

a TSU player won OVC Freshman of the Week.....Armani Chaney (2/15/16) - Co-Freshman of the Week

Beat a Team Ranked in the AP Top 252/9/12 - at #9 Murray State, W, 72-68

Lost to a Team Ranked in the AP Top 25.....12/19/16 - at #5 Duke, L, 65-55

Received Votes in the AP Top 2511/28/16 - 2 votes

POSTSEASON HISTORY ▶▶

NCAA Division I Tournament Appearances: 2

▶ '93, '94

NCAA Division I Tournament Record

▶ 0-2

NCAA Division II Tournament Appearances: 8

▶ '63, '67, '70, '71, '72, '73, '74, '75

NCAA Division II Tournament Record

▶ 19-9

NAIA National Championships: 3

▶ '57, '58, '59

NAIA Tournament Appearances: 7

▶ '53, '54, '56, '57, '58, '59, '60

OVC Regular Season Championships: 2

▶ '93, '95

OVC Tournament Championships: 2

▶ '93, '94

OVC Tournament Appearances: 26

▶ '88, '89, '90, '91, '92, '93, '94, '95, '96, '97, '98, '99, '00, '01, '02, '04, '05, '06, '07, '08, '09, '10, '11, '12, '13, '16

OVC Tournament Record

▶ 12-24

CollegeInsider.com Postseason Tournament Appearances: 3

▶ '12, '13, '16



DANA FORD ▶▶

Head Coach ▶▶

3rd Season ▶▶

Illinois State '06 ▶▶

THE DANA FORD FILE ▶▶

At Tennessee State

| SEASON | RECORD | PCT | OVC | PCT | NOTE |
|------------|--------|------|-------|------|-----------------------|
| 2014-15 | 5-26 | .161 | 2-14 | .125 | First Season |
| 2015-16 | 20-11 | .645 | 11-5 | .688 | OVC Coach of the Year |
| 2016-17 | 16-11 | .593 | 7-7 | .500 | |
| 3rd SEASON | 41-48 | .461 | 20-26 | .435 | |

DANA FORD COACHING CAREER ▶▶

| YEAR | SCHOOL | POSITION | RECORD | NOTE |
|---------|-----------------|-----------------|--------|-----------------|
| 2006-07 | Winthrop | Grad Assistant | 29-5 | NCAA (32) |
| 2007-08 | Wichita State | Grad Assistant | 11-20 | |
| 2008-09 | Chipola C.C. | Assistant Coach | 35-2 | NJCAA 3rd place |
| 2009-10 | Tennessee State | Assistant Coach | 9-23 | |
| 2010-11 | Tennessee State | Assistant Coach | 14-16 | |
| 2011-12 | Wichita State | Assistant Coach | 29-8 | NCAA (64) |
| 2012-13 | Illinois State | Associate HC | 18-15 | |
| 2013-14 | Illinois State | Associate HC | 18-16 | CBI Semifinals |
| 2014-15 | Tennessee State | Head Coach | 5-26 | |
| 2015-16 | Tennessee State | Head Coach | 20-11 | CIT 1st Round |
| 2016-17 | Tennessee State | Head Coach | 16-11 | |

YOUNGEST HEAD COACHES IN DIVISION I ▶▶

| RANK | NAME | D.O.B | AGE | SCHOOL |
|------|------------------|---------------|-----------|------------------------|
| 1. | * Maurice Joseph | 8/26/85 | 31 | George Washington |
| 2. | Dana Ford | 6/9/84 | 32 | Tennessee State |
| 3. | Bashir Mason | 2/11/84 | 33 | Wagner |
| 4. | Wes Miller | 1/28/83 | 34 | UNC Greensboro |
| 5. | Rodney Billups | 1/14/83 | 34 | Denver |
| 351. | Jim Boeheim | 11/17/44 | 72 | Syracuse |

* Maurice Joseph Named Interim HC at GW on Sept. 27, 2016

DANA FORD CAREER NOTES ▶▶

- ▶ In the Summer of 2016, signed contract extension through the 2020-21 season
- ▶ 2015-16 Season Honors
 - ▶ Ohio Valley Conference Coach of the Year
 - ▶ NABC District 19 Coach of the Year
 - ▶ Ben Jobe Award Winner - Nation's Top Division I Minority Coach
 - ▶ BoxToRow Coach of the Year - Top HBCU Head Coach
- ▶ 17th Head Coach in Tennessee State men's basketball history
- ▶ Announced hiring at press conference on April 21, 2014
- ▶ Second Youngest Division I Head Coach in the nation (32 years old, born June 9, 1984)
- ▶ Youngest Head Coach in the nation during the 2014-15 and 2015-16 seasons
- ▶ Served as an assistant under John Cooper at Tennessee State for two seasons ('09-10 & '10-11)
- ▶ Coached under Gregg Marshall at Winthrop ('06-07) & Wichita State ('07-08 & '11-12)
- ▶ Worked for Dan Muller during time as the Associate Head Coach at Illinois State for two seasons ('12-13 & '13-14)
- ▶ NCAA Appearances with Winthrop ('07) and Wichita State ('12)

BACKGROUND INFORMATION ▶▶

- ▶ 2006 grad of Illinois State with a Bachelor's degree in political science
- ▶ Four-year letterwinner at ISU from 2002-06
- ▶ Voted the squad's defensive player of the year after being ranked in the Missouri Valley Conference's top-10 in both steals and blocks
- ▶ Native of Tamms, Ill.
- ▶ Married to Christina Ford
- ▶ The couple has two sons, Carson and Cameron, and one daughter, Charlie Rose
- ▶ Involved with wife's organization, The Rebound Foundation, which helps raise awareness about domestic violence

PATH TO TSU



Tennessee State
Head Coach
2014 - Present



Illinois State
Associate HC
2012 - 2014



Wichita State
Assistant Coach
2011 - 2012



Tennessee State
Assistant Coach
2009 - 2011



Chipola C.C.
Assistant Coach
2008-09



Wichita State
Grad Assistant
2007-08



Winthrop
Grad Assistant
2006-2007



ARMANI CHANNEY

5-10 | 165 | So. | G
Chicago, Ill.
(St. Rita HS)

2016-17 HIGHS ▶▶

Points: 15 (at Jacksonville St., 2/11/17)
FG Made: 5 (2x, last at Tennessee Tech, 2/9/17)
3-PT FG Made: 2 (2x, last vs. Belmont, 1/28/17)
FT Made: 6 (at Jacksonville St., 2/11/17)
Rebounds: 4 (at Santa Clara, 11/13/16)
Assists: 5 (at Tennessee Tech, 2/9/17)
Steals: 2 (3x, last at Jacksonville St., 2/11/17)
Blocks: 1 (2x, last vs. Eastern Illinois, 2/2/17)
Minutes: 39 (at Jacksonville St., 2/11/17)

CAREER HIGHS ▶▶

Points: 17 (vs. Morehead St., 2/6/16)
FG Made: 7 (vs. Morehead St., 2/6/16)
3-PT FG Made: 2 (vs. Jacksonville St., 1/21/17)
FT Made: 6 (at Jacksonville St., 2/11/17)
Rebounds: 4 (at Santa Clara, 11/13/16)
Assists: 5 (2x, last at Tennessee Tech, 2/9/17)
Steals: 3 (vs. Tennessee Tech, 2/10/16)
Blocks: 1 (3x, last vs. Eastern Illinois, 2/2/17)
Minutes: 39 (at Jacksonville St., 2/11/17)

SPECIALTY STATISTICS ▶▶

| CATEGORY | '16-17 | CAREER |
|-------------------------|--------|--------|
| Double-Digit Points: | 4 | 6 |
| Double-Digit Rebounds: | 0 | 0 |
| Double-Doubles: | 0 | 0 |
| 20+ Point Games: | 0 | 0 |
| 30+ Point Games: | 0 | 0 |
| Lead TSU in Scoring: | 0 | 0 |
| Lead TSU in Rebounding: | 0 | 0 |
| Lead TSU in Assists: | 5 | 9 |

ARMANI CHANEY INFORMATION ▶▶

TENNESSEE STATE, 2015-16 SEASON

- ▶ Provided spark off the bench as TSU's backup point guard
- ▶ Led TSU in assists in four games
- ▶ Scored a career-high 17 points in 27 minutes vs. Morehead St.
- ▶ OVC Co-Freshman of the Week - 2/15/16

HIGH SCHOOL / OTHER

- ▶ Named Second Team All-Area for Chicago as a senior by the Chicago Tribune and First Team by the Southtown Star and HS Cube
- ▶ Averaged 14.7 points, 8.5 assists and 4.0 steals as a senior
- ▶ Helped lead St. Rita to the IHSA Oak Lawn Regional Championships in 2014 and 2015
- ▶ St. Rita won Chicago Catholic League Championships in 2012, 2013, 2014 and 2015
- ▶ Graduating class featured six D-1 basketball players

GAME-BY-GAME STATISTICS ▶▶

| Opponent | Date | gs | min | Total | | 3-Pointers | | Free throws | | Rebounds | | | | pf | a | t/o | blk | stl | pts | avg |
|-----------------------|------------|------|------|--------|------|------------|------|-------------|------|----------|-----|-----|-----|----|----|-----|-----|-----|-----|-----|
| | | | | fg-fga | pct | 3fg-3fga | pct | ft-fta | pct | off | def | tot | avg | | | | | | | |
| vs UC Davis | 11/11/16 | 8 | 0-2 | .000 | 0-2 | .000 | 0-0 | .000 | 0 | 1 | 1 | 1.0 | 1 | 2 | 3 | 0 | 1 | 0 | 0.0 | |
| vs Northern Arizona | 11/12/16 | 19 | 1-3 | .333 | 0-0 | .000 | 2-2 | 1.000 | 1 | 1 | 2 | 1.5 | 2 | 2 | 1 | 0 | 1 | 4 | 2.0 | |
| at Santa Clara | 11/13/16 | 17 | 1-7 | .143 | 0-3 | .000 | 2-2 | 1.000 | 1 | 3 | 4 | 2.3 | 2 | 1 | 1 | 0 | 0 | 4 | 2.7 | |
| at Middle Tennessee | 11/19/16 | 23 | 1-5 | .200 | 1-1 | 1.000 | 0-0 | .000 | 0 | 2 | 2 | 2.3 | 2 | 3 | 4 | 0 | 2 | 3 | 2.8 | |
| at Canisius | 11/23/16 | 17 | 0-5 | .000 | 0-1 | .000 | 3-4 | .750 | 1 | 0 | 1 | 2.0 | 1 | 1 | 0 | 1 | 1 | 3 | 2.8 | |
| REINHARDT | 11/26/16 | 15 | 0-1 | .000 | 0-1 | .000 | 3-4 | .750 | 0 | 1 | 1 | 1.8 | 0 | 2 | 1 | 0 | 0 | 3 | 2.8 | |
| at Vanderbilt | 11/29/16 | 22 | 1-3 | .333 | 0-1 | .000 | 0-0 | .000 | 0 | 2 | 2 | 1.9 | 2 | 2 | 2 | 0 | 0 | 2 | 2.7 | |
| at LIPSCOMB | 12/03/16 | dnp | - | - | - | - | - | - | - | - | - | - | - | - | - | - | - | - | - | |
| at NC State | 12/10/16 | 4 | 0-1 | .000 | 0-0 | .000 | 0-0 | .000 | 0 | 0 | 0 | 1.6 | 1 | 0 | 1 | 0 | 0 | 0 | 2.4 | |
| ALABAMA STATE | 12/14/16 | 18 | 3-7 | .429 | 1-3 | .333 | 1-2 | .500 | 0 | 2 | 2 | 1.7 | 0 | 3 | 2 | 0 | 2 | 8 | 3.0 | |
| at Duke | 12/19/16 | 11 | 0-3 | .000 | 0-3 | .000 | 2-2 | 1.000 | 0 | 1 | 1 | 1.6 | 1 | 1 | 1 | 0 | 0 | 2 | 2.9 | |
| COVENANT | 12/27/16 | 24 | 1-5 | .200 | 0-0 | .000 | 1-2 | .500 | 0 | 1 | 1 | 1.5 | 3 | 4 | 1 | 0 | 0 | 3 | 2.9 | |
| at Murray State | 12/31/16 | 11 | 0-0 | .000 | 0-0 | .000 | 0-0 | .000 | 0 | 0 | 0 | 1.4 | 0 | 2 | 1 | 0 | 1 | 0 | 2.7 | |
| KENNESAW STATE | 01/02/17 | 10 | 1-3 | .333 | 0-1 | .000 | 0-0 | .000 | 0 | 0 | 0 | 1.3 | 3 | 0 | 0 | 0 | 0 | 2 | 2.6 | |
| SOUTHEAST MISSOURI | 01/05/17 | 14 | 1-1 | 1.000 | 0-0 | .000 | 4-4 | 1.000 | 0 | 1 | 1 | 1.3 | 1 | 0 | 2 | 0 | 0 | 6 | 2.9 | |
| UT MARTIN | 01/07/17 | 17 | 2-5 | .400 | 1-4 | .250 | 1-1 | 1.000 | 0 | 1 | 1 | 1.3 | 1 | 1 | 0 | 0 | 1 | 6 | 3.1 | |
| at Eastern Kentucky | 01/12/17 | 3 | 0-0 | .000 | 0-0 | .000 | 0-0 | .000 | 0 | 0 | 0 | 1.2 | 0 | 0 | 0 | 0 | 0 | 0 | 2.9 | |
| at Morehead State | 01/14/17 | 11 | 0-1 | .000 | 0-0 | .000 | 0-0 | .000 | 0 | 0 | 0 | 1.1 | 0 | 0 | 0 | 0 | 0 | 0 | 2.7 | |
| TENNESSEE TECH | 01/19/17 | 12 | 1-7 | .143 | 0-3 | .000 | 0-0 | .000 | 1 | 1 | 2 | 1.2 | 2 | 0 | 2 | 0 | 0 | 2 | 2.7 | |
| JACKSONVILLE STATE | 01/21/17 * | 25 | 4-7 | .571 | 2-2 | 1.000 | 2-2 | 1.000 | 0 | 2 | 2 | 1.2 | 1 | 3 | 0 | 0 | 1 | 12 | 3.2 | |
| at SIUE | 01/25/17 | 9 | 0-1 | .000 | 0-1 | .000 | 0-0 | .000 | 0 | 0 | 0 | 1.2 | 0 | 0 | 2 | 0 | 1 | 0 | 3.0 | |
| BELMONT | 01/28/17 | 13 | 5-6 | .833 | 2-3 | .667 | 2-2 | 1.000 | 0 | 1 | 1 | 1.1 | 3 | 1 | 0 | 0 | 1 | 14 | 3.5 | |
| EASTERN ILLINOIS | 02/02/17 | 12 | 1-3 | .333 | 0-1 | .000 | 0-0 | .000 | 0 | 0 | 0 | 1.1 | 1 | 1 | 3 | 1 | 1 | 2 | 3.5 | |
| at Austin Peay | 02/04/17 * | 35 | 3-8 | .375 | 0-1 | .000 | 0-0 | .000 | 1 | 1 | 2 | 1.1 | 2 | 1 | 2 | 0 | 0 | 6 | 3.6 | |
| at Tennessee Tech | 02/09/17 | * 38 | 5-7 | .714 | 0-2 | .000 | 0-1 | .000 | 0 | 2 | 2 | 1.2 | 3 | 5 | 1 | 0 | 1 | 10 | 3.8 | |
| at Jacksonville State | 02/11/17 * | 39 | 4-11 | .364 | 1-2 | .500 | 6-6 | 1.000 | 0 | 3 | 3 | 1.2 | 5 | 2 | 0 | 0 | 2 | 15 | 4.3 | |
| MOREHEAD STATE | 02/16/17 * | * 16 | 1-4 | .250 | 1-2 | .500 | 0-0 | .000 | 0 | 2 | 2 | 1.3 | 1 | 3 | 3 | 0 | 0 | 3 | 4.2 | |
| Totals | | 5 | 443 | 36-106 | .340 | 9-37 | .243 | 29-34 | .853 | 5 | 28 | 33 | 1.3 | 38 | 40 | 33 | 2 | 16 | 110 | 4.2 |

Games played: 26
 Minutes/game: 17.0
 Points/game: 4.2
 FG Pct: 34.0
 3FG Pct: 24.3
 FT Pct: 85.3

Rebounds/game: 1.3
 Assists/game: 1.5
 Turnovers/game: 1.3
 Assist/turnover ratio: 1.2
 Steals/game: 0.6
 Blocks/game: 0.1

CAREER STATISTICS ▶▶

| | | | Total | | 3-Point | | F-Throws | | Rebounds | | | | | | | | | | Scoring | |
|---------|-------|----------|--------|------|---------|------|----------|------|----------|-----|-----|-----|----|----|-----|----|-----|-----|---------|-----|
| Season | gp-gs | min/avg | fg-fga | pct | fg-fga | pct | ft-fta | pct | off | def | tot | avg | pf | fo | ast | to | blk | stl | pts | avg |
| 2015-16 | 24-0 | 298/12.4 | 33-85 | .388 | 6-21 | .286 | 20-27 | .741 | 5 | 22 | 27 | 1.1 | 31 | 0 | 33 | 26 | 1 | 17 | 92 | 3.8 |
| 2016-17 | 26-5 | 443/17.0 | 36-106 | .340 | 9-37 | .243 | 29-34 | .853 | 5 | 28 | 33 | 1.3 | 38 | 1 | 40 | 33 | 2 | 16 | 110 | 4.2 |
| TOTAL | 50-5 | 741/14.8 | 69-191 | .361 | 15-58 | .259 | 49-61 | .803 | 10 | 50 | 60 | 1.2 | 69 | 1 | 73 | 59 | 3 | 33 | 202 | 4.0 |



DELANO SPENCER

6-3 | 195 | Jr. | G
Atlanta, Ga.
(Coffeyville CC)

2016-17 HIGHS ▶▶

Points: 19 (vs. UT Martin, 1/7/17)
FG Made: 6 (3x, last vs. Jacksonville St., 1/21/17)
3-PT FG Made: 5 (4x, last at Morehead St., 1/14/17)
FT Made: 4 (vs. Eastern Illinois, 2/2/17)
Rebounds: 7 (vs. Tennessee Tech, 1/19/17)
Assists: 3 (2x, last at Tennessee Tech, 2/9/17)
Steals: 3 (at Santa Clara, 11/13/16)
Blocks: 0
Minutes: 39 (vs. Belmont, 1/28/17)

CAREER HIGHS ▶▶

Points: 19 (vs. UT Martin, 1/7/17)
FG Made: 6 (3x, last vs. Jacksonville St., 1/21/17)
3-PT FG Made: 5 (4x, last at Morehead St., 1/14/17)
FT Made: 4 (vs. Eastern Illinois, 2/2/17)
Rebounds: 7 (vs. Tennessee Tech, 1/19/17)
Assists: 3 (2x, last at Tennessee Tech, 2/9/17)
Steals: 3 (at Santa Clara, 11/13/16)
Blocks: 0
Minutes: 39 (vs. Belmont, 1/28/17)

SPECIALTY STATISTICS ▶▶

| CATEGORY | '16-17 | CAREER |
|-------------------------|--------|--------|
| Double-Digit Points: | 11 | 11 |
| Double-Digit Rebounds: | 0 | 0 |
| Double-Doubles: | 0 | 0 |
| 20+ Point Games: | 0 | 0 |
| 30+ Point Games: | 0 | 0 |
| Lead TSU in Scoring: | 4 | 4 |
| Lead TSU in Rebounding: | 0 | 0 |
| Lead TSU in Assists: | 0 | 0 |

DELANO SPENCER INFORMATION ▶▶

▶ DELL-in-o

COFFEYVILLE COMMUNITY COLLEGE, 2014-15 & 2015-16 SEASONS

- ▶ Played first two collegiate seasons at Coffeyville Community College in Kansas
- ▶ Honorable Mention All-Kansas Jayhawk Community College Conference as a sophomore
- ▶ As a sophomore, led Coffeyville and ranked fifth in the conference with 17.8 points per game
- ▶ Shot 43.0 percent from the field & 39.6 percent from 3-pt range
- ▶ Averaged 10.2 points, 2.4 rebounds as a freshman
- ▶ Throughout junior college career, put up double-digit points on 37 occasions, including 27 as a sophomore.

HIGH SCHOOL/OTHER

- ▶ Averaged 20 ppg during senior season, splitting time between Greater Atlanta Christian School and Oldsmar Christian (FL)
- ▶ Named All-State as a sophomore and junior in Georgia

GAME-BY-GAME STATISTICS ▶▶

| Opponent | Date | gs | min | Total | | 3-Pointers | | Free throws | | Rebounds | | | | pf | a | t/o | blk | stl | pts | avg |
|-----------------------|----------|-----|------|--------|------|------------|------|-------------|-------|----------|-----|-----|-----|----|----|-----|-----|-----|-----|-----|
| | | | | fg-fga | pct | 3fg-fga | pct | ft-fa | pct | off | def | tot | avg | | | | | | | |
| vs UC Davis | 11/11/16 | 18 | 2-7 | .286 | 1-5 | .200 | 0-0 | .000 | 1 | 1 | 2 | 2.0 | 1 | 1 | 0 | 0 | 2 | 5 | 5.0 | |
| vs Northern Arizona | 11/12/16 | 20 | 3-8 | .375 | 1-5 | .200 | 2-2 | 1.000 | 0 | 2 | 2 | 2.0 | 2 | 0 | 2 | 0 | 0 | 9 | 7.0 | |
| at Santa Clara | 11/13/16 | 14 | 5-6 | .833 | 5-6 | .833 | 0-0 | .000 | 0 | 0 | 0 | 1.3 | 0 | 1 | 0 | 0 | 3 | 15 | 9.7 | |
| at Middle Tennessee | 11/19/16 | 16 | 0-2 | .000 | 0-2 | .000 | 0-0 | .000 | 0 | 1 | 1 | 1.3 | 3 | 1 | 0 | 0 | 0 | 0 | 7.3 | |
| at Canisius | 11/23/16 | 23 | 5-9 | .556 | 2-4 | .500 | 0-1 | .000 | 0 | 1 | 1 | 1.2 | 4 | 0 | 1 | 0 | 0 | 12 | 8.2 | |
| REINHARDT | 11/26/16 | 23 | 5-7 | .714 | 5-7 | .714 | 3-4 | .750 | 0 | 0 | 0 | 1.0 | 1 | 1 | 2 | 0 | 2 | 18 | 9.8 | |
| at Vanderbilt | 11/29/16 | 22 | 2-7 | .286 | 2-5 | .400 | 0-0 | .000 | 0 | 0 | 0 | 0.9 | 2 | 1 | 1 | 0 | 0 | 6 | 9.3 | |
| at LIPSCOMB | 12/03/16 | 17 | 0-4 | .000 | 0-2 | .000 | 0-0 | .000 | 0 | 1 | 1 | 0.9 | 2 | 2 | 2 | 0 | 0 | 0 | 8.1 | |
| at NC State | 12/10/16 | 22 | 2-5 | .400 | 1-4 | .250 | 0-0 | .000 | 1 | 0 | 1 | 0.9 | 3 | 1 | 0 | 0 | 0 | 5 | 7.8 | |
| ALABAMA STATE | 12/14/16 | 20 | 2-6 | .333 | 2-6 | .333 | 2-2 | 1.000 | 1 | 2 | 3 | 1.1 | 1 | 0 | 0 | 0 | 2 | 8 | 7.8 | |
| at Duke | 12/19/16 | 13 | 0-2 | .000 | 0-2 | .000 | 0-0 | .000 | 0 | 1 | 1 | 1.1 | 1 | 0 | 1 | 0 | 0 | 0 | 7.1 | |
| COVENANT | 12/27/16 | 14 | 1-4 | .250 | 1-3 | .333 | 2-2 | 1.000 | 0 | 0 | 0 | 1.0 | 0 | 0 | 1 | 0 | 0 | 5 | 6.9 | |
| at Murray State | 12/31/16 | 18 | 2-7 | .286 | 1-4 | .250 | 0-0 | .000 | 0 | 2 | 2 | 1.1 | 1 | 0 | 2 | 0 | 1 | 5 | 6.8 | |
| KENNESAW STATE | 01/02/17 | 6 | 0-2 | .000 | 0-2 | .000 | 0-0 | .000 | 0 | 0 | 0 | 1.0 | 0 | 0 | 0 | 0 | 0 | 0 | 6.3 | |
| SOUTHEAST MISSOURI | 01/05/17 | dnp | - | - | - | - | - | - | - | - | - | - | - | - | - | - | - | - | - | |
| UT MARTIN | 01/07/17 | 22 | 6-9 | .667 | 5-7 | .714 | 2-2 | 1.000 | 0 | 4 | 4 | 1.2 | 2 | 1 | 0 | 0 | 0 | 19 | 7.1 | |
| at Eastern Kentucky | 01/12/17 | 22 | 4-8 | .500 | 4-7 | .571 | 0-0 | .000 | 0 | 3 | 3 | 1.3 | 1 | 0 | 1 | 0 | 2 | 12 | 7.4 | |
| at Morehead State | 01/14/17 | 26 | 6-11 | .545 | 5-7 | .714 | 1-2 | .500 | 1 | 1 | 2 | 1.4 | 2 | 0 | 0 | 0 | 0 | 18 | 8.1 | |
| TENNESSEE TECH | 01/19/17 | 32 | 5-13 | .385 | 3-10 | .300 | 2-2 | 1.000 | 2 | 5 | 7 | 1.7 | 4 | 1 | 0 | 0 | 1 | 15 | 8.4 | |
| JACKSONVILLE STATE | 01/21/17 | * | 38 | 6-13 | .462 | 3-9 | .333 | 2-2 | 1.000 | 2 | 1 | 3 | 1.7 | 2 | 2 | 2 | 0 | 0 | 17 | 8.9 |
| at SIUE | 01/25/17 | * | 31 | 5-6 | .833 | 4-5 | .800 | 0-0 | .000 | 0 | 3 | 3 | 1.8 | 4 | 2 | 1 | 0 | 0 | 14 | 9.2 |
| BELMONT | 01/28/17 | * | 39 | 2-9 | .222 | 1-5 | .200 | 0-0 | .000 | 0 | 2 | 2 | 1.8 | 2 | 0 | 2 | 0 | 0 | 5 | 9.0 |
| EASTERN ILLINOIS | 02/02/17 | * | 30 | 3-5 | .600 | 3-5 | .600 | 4-4 | 1.000 | 0 | 3 | 3 | 1.9 | 2 | 3 | 4 | 0 | 0 | 13 | 9.1 |
| at Austin Peay | 02/04/17 | * | 32 | 2-9 | .222 | 1-7 | .143 | 0-0 | .000 | 0 | 4 | 4 | 2.0 | 1 | 1 | 1 | 0 | 0 | 5 | 9.0 |
| at Tennessee Tech | 02/09/17 | * | 30 | 3-7 | .429 | 3-7 | .429 | 2-2 | 1.000 | 0 | 3 | 3 | 2.0 | 5 | 3 | 2 | 0 | 0 | 11 | 9.0 |
| at Jacksonville State | 02/11/17 | * | 26 | 3-8 | .375 | 2-7 | .286 | 0-0 | .000 | 0 | 2 | 2 | 2.0 | 4 | 0 | 1 | 0 | 0 | 8 | 9.0 |
| MOREHEAD STATE | 02/16/17 | * | 21 | 3-7 | .429 | 1-3 | .333 | 2-2 | 1.000 | 0 | 1 | 1 | 2.0 | 1 | 0 | 0 | 0 | 1 | 9 | 9.0 |
| Totals | | 8 | 595 | 77-181 | .425 | 56-136 | .412 | 24-27 | .889 | 8 | 43 | 51 | 2.0 | 51 | 21 | 26 | 0 | 14 | 234 | 9.0 |

Games played: 26
 Minutes/game: 22.9
 Points/game: 9.0
 FG Pct: 42.5
 3FG Pct: 41.2
 FT Pct: 88.9

Rebounds/game: 2.0
 Assists/game: 0.8
 Turnovers/game: 1.0
 Assist/turnover ratio: 0.8
 Steals/game: 0.5

CAREER STATISTICS ▶▶

▶▶ PLAYED THE 2014-15 & 2015-16 SEASONS AT COFFEYVILLE COMMUNITY COLLEGE IN KANSAS

| | | | Total | | 3-Point | | F-Throws | | Rebounds | | | | | | | | | | | Scoring | |
|---------|-------|----------|--------|------|---------|------|----------|------|----------|-----|-----|-----|----|----|-----|----|-----|-----|-----|---------|--|
| Season | gp-gs | min/avg | fg-fga | pct | fg-fga | pct | ft-fa | pct | off | def | tot | avg | pf | fo | ast | to | blk | stl | pts | avg | |
| 2016-17 | 26-8 | 595/22.9 | 77-181 | .425 | 56-136 | .412 | 24-27 | .889 | 8 | 43 | 51 | 2.0 | 51 | 1 | 21 | 26 | 0 | 14 | 234 | 9.0 | |
| TOTAL | 26-8 | 595/22.9 | 77-181 | .425 | 56-136 | .412 | 24-27 | .889 | 8 | 43 | 51 | 2.0 | 51 | 1 | 21 | 26 | 0 | 14 | 234 | 9.0 | |



JORDAN REED

6-4 | 210 | R-Sr. | G
Philadelphia, Pa.
(Binghamton University)

2016-17 HIGHS ▶▶

Points: 23 (at Middle Tennessee, 11/19/16)
FG Made: 7 (at Middle Tennessee, 11/19/16)
3-PT FG Made: 2 (vs. Kennesaw St., 1/2/17)
FT Made: 9 (at Middle Tennessee, 11/19/16)
Rebounds: 14 (at Lipscomb, 12/3/16)
Assists: 3 (3x, last at SIUE, 1/25/17)
Steals: 2 (3x, last at Lipscomb, 12/3/16)
Blocks: 1 (11x, last at SIUE, 1/25/17)
Minutes: 37 (at NC State, 12/10/16)

CAREER HIGHS ▶▶

Points: 33 (at Hartford, 2/27/14)
FG Made: 10 (3x, last at Hartford, 2/27/14)
3-PT FG Made: 2 (7x, last vs. Kennesaw St., 1/2/17)
FT Made: 17 (vs. Vermont, 3/2/14)
Rebounds: 18 (vs. Saint Peter's, 11/18/12)
Assists: 5 (2x, last vs. New Hampshire, 2/23/13)
Steals: 6 (at New Hampshire, 2/12/14)
Blocks: 3 (2x, last vs. Stony Brook, 2/4/14)
Minutes: 42 (at New Hampshire, 2/12/14)

SPECIALTY STATISTICS ▶▶

| CATEGORY | '16-17 | @TSU | D-1 CAREER |
|-------------------------|--------|------|------------|
| Double-Digit Points: | 9 | 9 | 59 |
| Double-Digit Rebounds: | 4 | 4 | 28 |
| Double-Doubles: | 2 | 2 | 25 |
| 20+ Point Games: | 1 | 1 | 17 |
| 30+ Point Games: | 0 | 0 | 2 |
| Lead TSU in Scoring: | 1 | 1 | -- |
| Lead TSU in Rebounding: | 9 | 9 | -- |
| Lead TSU in Assists: | 0 | 0 | -- |

JORDAN REED INFORMATION ▶▶

TENNESSEE STATE, 2016-17 SEASON

- ▶ OVC Co-Newcomer of the Week -11/21/16
- ▶ Double-double vs. Canisius and Lipscomb
- ▶ Tied for 12th among active D1 players with 25 double-doubles
- ▶ Scored 1,000th career Division I point on Nov. 26 versus Reinhardt

TENNESSEE STATE, 2015-16 SEASON

- ▶ Sat out as a redshirt per NCAA Transfer Rules

BINGHAMTON, 2012-13, 2013-14 & 2014-15 SEASONS

- ▶ Two-time all-league performer earning Second Team All-America East as a sophomore and Third Team as a freshman
- ▶ Led Binghamton in scoring and rebounding in first two seasons

- ▶ Led America East in rebounding in 2012-13 & 2013-14 seasons, first guard to win back-to-back rebounding titles in league history
- ▶ Compiled 931 points, 541 rebounds & 78 assists in three seasons

HIGH SCHOOL / OTHER

- ▶ 2nd team all-state selection as senior in 2011-12
- ▶ Averaged 24.5 points per game during senior season
- ▶ Scored 1,487 career points in four years at Wissahickon

GAME-BY-GAME STATISTICS ▶▶

| Opponent | Date | gs | min | Total | | 3-Pointers | | Free throws | | Rebounds | | | pf | a | t/o | blk | stl | pts | avg | | |
|-----------------------|----------|----|-----|--------|--------|------------|-------|-------------|-------|----------|-----|-----|-----|-----|-----|-----|-----|-----|-----|------|-----|
| | | | | fg-fga | pct | 3fg-fga | pct | ft-fa | pct | off | def | tot | | | | | | | | | |
| vs UC Davis | 11/11/16 | * | 30 | 3-5 | .600 | 1-2 | .500 | 1-2 | .500 | 3 | 3 | 6 | 6.0 | 3 | 1 | 2 | 1 | 8 | 8.0 | | |
| vs Northern Arizona | 11/12/16 | * | 32 | 1-5 | .200 | 0-2 | .000 | 6-7 | .857 | 2 | 7 | 9 | 7.5 | 4 | 0 | 3 | 1 | 0 | 8 | 8.0 | |
| at Santa Clara | 11/13/16 | * | 28 | 4-7 | .571 | 0-0 | .000 | 3-5 | .600 | 2 | 5 | 7 | 7.3 | 0 | 1 | 0 | 0 | 0 | 11 | 9.0 | |
| at Middle Tennessee | 11/19/16 | * | 36 | 7-11 | .636 | 0-0 | .000 | 9-10 | .900 | 3 | 6 | 9 | 7.8 | 1 | 0 | 3 | 0 | 0 | 23 | 12.5 | |
| at Canisius | 11/23/16 | * | 26 | 5-7 | .714 | 1-2 | .500 | 2-2 | 1.000 | 6 | 5 | 11 | 8.4 | 4 | 3 | 3 | 1 | 0 | 13 | 12.6 | |
| REINHARDT | 11/26/16 | * | 25 | 3-7 | .429 | 0-0 | .000 | 3-6 | .500 | 2 | 3 | 5 | 7.8 | 2 | 2 | 2 | 0 | 2 | 9 | 12.0 | |
| at Vanderbilt | 11/29/16 | * | 29 | 2-5 | .400 | 0-0 | .000 | 2-6 | .333 | 2 | 2 | 4 | 7.3 | 4 | 2 | 1 | 1 | 2 | 6 | 11.1 | |
| at LIPSCOMB | 12/03/16 | * | 36 | 3-9 | .333 | 0-1 | .000 | 5-7 | .714 | 6 | 8 | 14 | 8.1 | 3 | 1 | 3 | 0 | 2 | 11 | 11.1 | |
| at NC State | 12/10/16 | * | 37 | 1-9 | .111 | 0-1 | .000 | 0-3 | .000 | 6 | 4 | 10 | 8.3 | 3 | 2 | 2 | 1 | 0 | 2 | 10.1 | |
| ALABAMA STATE | 12/14/16 | * | 17 | 5-6 | .833 | 0-0 | .000 | 3-3 | 1.000 | 1 | 3 | 4 | 7.9 | 4 | 0 | 1 | 0 | 1 | 13 | 10.4 | |
| at Duke | 12/19/16 | * | 22 | 3-5 | .600 | 1-2 | .500 | 2-4 | .500 | 1 | 1 | 2 | 7.4 | 4 | 0 | 1 | 0 | 0 | 9 | 10.3 | |
| COVENANT | 12/27/16 | * | 19 | 2-8 | .250 | 0-3 | .000 | 4-6 | .667 | 1 | 1 | 2 | 6.9 | 0 | 0 | 1 | 0 | 1 | 8 | 10.1 | |
| at Murray State | 12/31/16 | * | 29 | 4-11 | .364 | 0-1 | .000 | 3-3 | 1.000 | 6 | 3 | 9 | 7.1 | 5 | 1 | 1 | 0 | 1 | 11 | 10.2 | |
| KENNESAW STATE | 01/02/17 | * | 30 | 2-6 | .333 | 2-3 | .667 | 4-6 | .667 | 2 | 7 | 9 | 7.2 | 2 | 0 | 2 | 1 | 0 | 10 | 10.1 | |
| SOUTHEAST MISSOURI | 01/05/17 | * | 27 | 2-4 | .500 | 1-2 | .500 | 3-4 | .750 | 0 | 6 | 6 | 7.1 | 2 | 3 | 2 | 1 | 0 | 8 | 10.0 | |
| UT MARTIN | 01/07/17 | * | 19 | 1-4 | .250 | 0-1 | .000 | 0-0 | .000 | 2 | 3 | 5 | 7.0 | 1 | 0 | 1 | 1 | 0 | 2 | 9.5 | |
| at Eastern Kentucky | 01/12/17 | * | 25 | 2-10 | .200 | 1-4 | .250 | 1-2 | .500 | 5 | 2 | 7 | 7.0 | 2 | 0 | 0 | 1 | 0 | 6 | 9.3 | |
| at Morehead State | 01/14/17 | * | 30 | 6-9 | .667 | 1-1 | 1.000 | 3-4 | .750 | 3 | 3 | 6 | 6.9 | 4 | 2 | 3 | 1 | 1 | 16 | 9.7 | |
| TENNESSEE TECH | 01/19/17 | * | 15 | 0-3 | .000 | 0-1 | .000 | 2-2 | 1.000 | 2 | 1 | 3 | 6.7 | 2 | 0 | 1 | 0 | 0 | 2 | 9.3 | |
| JACKSONVILLE STATE | 01/21/17 | | 10 | 2-3 | .667 | 0-0 | .000 | 6-8 | .750 | 2 | 3 | 5 | 6.7 | 4 | 0 | 0 | 0 | 0 | 10 | 9.3 | |
| at SIUE | 01/25/17 | | 24 | 4-10 | .400 | 0-2 | .000 | 1-1 | 1.000 | 4 | 3 | 7 | 6.7 | 4 | 3 | 0 | 1 | 0 | 9 | 9.3 | |
| BELMONT | 01/28/17 | | 21 | 1-7 | .143 | 0-1 | .000 | 0-0 | .000 | 4 | 6 | 10 | 6.8 | 2 | 0 | 2 | 0 | 1 | 2 | 9.0 | |
| EASTERN ILLINOIS | 02/02/17 | | 30 | 3-7 | .429 | 0-0 | .000 | 1-1 | 1.000 | 1 | 6 | 7 | 6.8 | 2 | 2 | 0 | 0 | 0 | 7 | 8.9 | |
| at Austin Peay | 02/04/17 | | 14 | 3-4 | .750 | 0-0 | .000 | 2-2 | 1.000 | 1 | 1 | 2 | 6.6 | 1 | 0 | 0 | 0 | 1 | 8 | 8.8 | |
| at Tennessee Tech | 02/09/17 | | 9 | 0-2 | .000 | 0-0 | .000 | 2-2 | 1.000 | 2 | 1 | 3 | 6.5 | 1 | 0 | 0 | 0 | 0 | 2 | 8.6 | |
| at Jacksonville State | 02/11/17 | | 22 | 2-4 | .500 | 1-1 | 1.000 | 1-2 | .500 | 2 | 3 | 5 | 6.4 | 4 | 1 | 1 | 0 | 0 | 6 | 8.5 | |
| MOREHEAD STATE | 02/16/17 | | 20 | 1-4 | .250 | 0-0 | .000 | 0-0 | .000 | 1 | 3 | 4 | 6.3 | 0 | 1 | 3 | 0 | 1 | 2 | 8.2 | |
| Totals | | | 19 | 662 | 72-172 | .419 | 9-30 | .300 | 69-98 | .704 | 72 | 99 | 171 | 6.3 | 68 | 25 | 38 | 11 | 14 | 222 | 8.2 |

Games played: 27
 Minutes/game: 24.5
 Points/game: 8.2
 FG Pct: 41.9
 3FG Pct: 30.0
 FT Pct: 70.4

Rebounds/game: 6.3
 Assists/game: 0.9
 Turnovers/game: 1.4
 Assist/turnover ratio: 0.7
 Steals/game: 0.5
 Blocks/game: 0.4

CAREER STATISTICS ▶▶

▶▶ PLAYED THE 2012-13, 2013-14 & 2014-15 SEASONS AT BINGHAMTON ▶▶ SAT OUT THE 2015-16 SEASON AT TSU PER NCAA TRANSFERS RULES

| | | | Total | | 3-Point | | F-Throws | | Rebounds | | | | | | | | | | Scoring | |
|----------|-------|-----------|---------|------|---------|------|----------|------|----------|-----|-----|-----|-----|----|-----|-----|-----|-----|---------|------|
| Season | gp-gs | min/avg | fg-fga | pct | fg-fga | pct | ft-fa | pct | off | def | tot | avg | pf | fo | ast | to | blk | stl | pts | avg |
| 2012-13* | 28-26 | 987/35.2 | 165-422 | .391 | 7-51 | .137 | 129-194 | .665 | 81 | 185 | 266 | 9.5 | 40 | 0 | 40 | 96 | 17 | 27 | 466 | 16.6 |
| 2013-14* | 29-25 | 961/33.1 | 134-324 | .414 | 14-39 | .359 | 165-231 | .714 | 72 | 186 | 258 | 8.9 | 87 | 4 | 36 | 78 | 23 | 45 | 447 | 15.4 |
| 2014-15* | 5-1 | 54/10.8 | 6-21 | .286 | 0-2 | .000 | 6-7 | .857 | 6 | 11 | 17 | 3.4 | 6 | 0 | 2 | 8 | 3 | 5 | 18 | 3.6 |
| 2016-17 | 27-19 | 662/24.5 | 72-172 | .419 | 9-30 | .300 | 69-98 | .704 | 72 | 99 | 171 | 6.3 | 68 | 1 | 25 | 38 | 11 | 14 | 222 | 8.2 |
| TOTAL | 27-19 | 662/24.5 | 72-172 | .419 | 9-30 | .300 | 69-98 | .704 | 72 | 99 | 171 | 6.3 | 68 | 1 | 25 | 38 | 11 | 14 | 222 | 8.2 |
| All* | 89-71 | 2664/29.9 | 377-939 | .401 | 30-122 | .246 | 369-530 | .696 | 231 | 481 | 712 | 8.0 | 201 | 5 | 103 | 220 | 54 | 91 | 1153 | 13.0 |

* Statistics from prior team/school

4



KEN'DARRIUS HAMILTON

6-9 | 275 | Jr. | F/C

Montgomery, Ala.

(Meridian CC)

2016-17 HIGHS ▶▶

Points: 21 (at Tennessee Tech, 2/9/17)
FG Made: 7 (3x, last at Tennessee Tech, 2/9/17)
3-PT FG Made: 3 (2x, last at Tennessee Tech, 2/9/17)
FT Made: 5 (vs. UC Davis, 11/11/16)
Rebounds: 11 (at Austin Peay, 2/4/17)
Assists: 2 (vs. Reinhardt, 11/26/16)
Steals: 3 (at Eastern Kentucky, 1/12/17)
Blocks: 3 (at Tennessee Tech, 2/9/17)
Minutes: 27 (at Lipscomb, 12/3/16)

CAREER HIGHS ▶▶

Points: 21 (at Tennessee Tech, 2/9/17)
FG Made: 7 (3x, last at Tennessee Tech, 2/9/17)
3-PT FG Made: 3 (2x, last at Tennessee Tech, 2/9/17)
FT Made: 5 (vs. UC Davis, 11/11/16)
Rebounds: 11 (at Austin Peay, 2/4/17)
Assists: 2 (vs. Reinhardt, 11/26/16)
Steals: 3 (at Eastern Kentucky, 1/12/17)
Blocks: 3 (at Tennessee Tech, 2/9/17)
Minutes: 27 (at Lipscomb, 12/3/16)

SPECIALTY STATISTICS ▶▶

| CATEGORY | '16-17 | CAREER |
|-------------------------|--------|--------|
| Double-Digit Points: | 6 | 6 |
| Double-Digit Rebounds: | 2 | 2 |
| Double-Doubles: | 2 | 2 |
| 20+ Point Games: | 1 | 1 |
| 30+ Point Games: | 0 | 0 |
| Lead TSU in Scoring: | 2 | 2 |
| Lead TSU in Rebounding: | 5 | 5 |
| Lead TSU in Assists: | 0 | 0 |

KEN'DARRIUS HAMILTON INFORMATION ▶▶

▶ ken-DARE-ee-iss

TENNESSEE STATE, 2016-17 SEASON

- ▶ Led TSU in scoring with 19 points at Vanderbilt
- ▶ Double-doubles at Austin Peay and at Tennessee Tech

MERIDIAN COMMUNITY COLLEGE, 2014-15 & 2015-16 SEASONS

- ▶ Played first two collegiate seasons at Meridian Community College in Mississippi under Head Coach Cedric Drake
- ▶ Led team with 16.5 points & 8.9 boards per game as a sophomore
- ▶ 11 double-doubles & 14 games with 10+ points in 2015-16
- ▶ As a freshman, posted 9.5 points and 5.3 rebounds per game
- ▶ Had two double-doubles as a freshman

GAME-BY-GAME STATISTICS ▶▶

| Opponent | Date | gs | min | Total | | 3-Pointers | | Free throws | | Rebounds | | | | | | | | pts | avg | | |
|-----------------------|----------|-----|-----|--------|--------|------------|-------|-------------|-------|----------|-----|-----|-----|-----|----|-----|-----|-----|-----|------|-----|
| | | | | fg-fga | pct | 3fg-fga | pct | ft-fa | pct | off | def | tot | avg | pf | a | t/o | blk | stl | pts | avg | |
| vs UC Davis | 11/11/16 | * | 22 | 1-5 | .200 | 0-0 | .000 | 5-7 | .714 | 3 | 5 | 8 | 8.0 | 2 | 1 | 2 | 0 | 0 | 7 | 7.0 | |
| vs Northern Arizona | 11/12/16 | * | 24 | 7-12 | .583 | 0-3 | .000 | 0-1 | .000 | 1 | 0 | 1 | 4.5 | 5 | 0 | 0 | 0 | 0 | 14 | 10.5 | |
| at Santa Clara | 11/13/16 | * | 24 | 2-4 | .500 | 1-1 | 1.000 | 0-0 | .000 | 1 | 2 | 3 | 4.0 | 2 | 0 | 0 | 2 | 1 | 5 | 8.7 | |
| at Middle Tennessee | 11/19/16 | * | 11 | 1-1 | 1.000 | 0-0 | .000 | 0-0 | .000 | 0 | 0 | 0 | 3.0 | 3 | 1 | 0 | 1 | 0 | 2 | 7.0 | |
| at Canisius | 11/23/16 | * | 14 | 2-4 | .500 | 0-1 | .000 | 0-0 | .000 | 1 | 1 | 2 | 2.8 | 3 | 0 | 1 | 0 | 1 | 4 | 6.4 | |
| REINHARDT | 11/26/16 | * | 21 | 6-6 | 1.000 | 1-1 | 1.000 | 1-2 | .500 | 3 | 1 | 4 | 3.0 | 3 | 2 | 1 | 1 | 2 | 14 | 7.7 | |
| at Vanderbilt | 11/29/16 | * | 26 | 7-12 | .583 | 3-5 | .600 | 2-5 | .400 | 3 | 1 | 4 | 3.1 | 2 | 0 | 4 | 1 | 0 | 19 | 9.3 | |
| at LIPSCOMB | 12/03/16 | * | 27 | 5-9 | .556 | 2-3 | .667 | 1-2 | .500 | 3 | 2 | 5 | 3.4 | 4 | 0 | 0 | 2 | 0 | 13 | 9.8 | |
| at NC State | 12/10/16 | * | 23 | 4-7 | .571 | 1-3 | .333 | 0-0 | .000 | 0 | 4 | 4 | 3.4 | 3 | 0 | 2 | 1 | 0 | 9 | 9.7 | |
| ALABAMA STATE | 12/14/16 | * | 11 | 0-2 | .000 | 0-1 | .000 | 0-0 | .000 | 0 | 2 | 2 | 3.3 | 5 | 0 | 3 | 1 | 0 | 0 | 8.7 | |
| at Duke | 12/19/16 | * | 24 | 2-6 | .333 | 0-1 | .000 | 0-0 | .000 | 2 | 6 | 8 | 3.7 | 2 | 1 | 3 | 0 | 0 | 4 | 8.3 | |
| COVENANT | 12/27/16 | * | 17 | 0-0 | .000 | 0-0 | .000 | 0-0 | .000 | 1 | 2 | 3 | 3.7 | 4 | 0 | 2 | 0 | 1 | 0 | 7.6 | |
| at Murray State | 12/31/16 | * | 9 | 2-5 | .400 | 1-1 | 1.000 | 0-0 | .000 | 2 | 0 | 2 | 3.5 | 5 | 0 | 1 | 0 | 0 | 5 | 7.4 | |
| KENNESAW STATE | 01/02/17 | | 24 | 3-8 | .375 | 2-3 | .667 | 0-0 | .000 | 2 | 3 | 5 | 3.6 | 2 | 0 | 2 | 1 | 0 | 8 | 7.4 | |
| SOUTHEAST MISSOURI | 01/05/17 | | 9 | 1-3 | .333 | 0-0 | .000 | 0-0 | .000 | 1 | 0 | 1 | 3.5 | 2 | 0 | 2 | 0 | 0 | 2 | 7.1 | |
| UT MARTIN | 01/07/17 | | 15 | 1-4 | .250 | 0-2 | .000 | 0-0 | .000 | 1 | 0 | 1 | 3.3 | 1 | 1 | 0 | 0 | 0 | 2 | 6.8 | |
| at Eastern Kentucky | 01/12/17 | | 23 | 2-11 | .182 | 0-2 | .000 | 2-2 | 1.000 | 2 | 5 | 7 | 3.5 | 1 | 0 | 2 | 0 | 3 | 6 | 6.7 | |
| at Morehead State | 01/14/17 | | 16 | 0-1 | .000 | 0-0 | .000 | 2-2 | 1.000 | 0 | 1 | 1 | 3.4 | 4 | 0 | 1 | 1 | 0 | 2 | 6.4 | |
| TENNESSEE TECH | 01/19/17 | | 14 | 2-3 | .667 | 0-1 | .000 | 1-1 | 1.000 | 3 | 1 | 4 | 3.4 | 3 | 0 | 1 | 1 | 0 | 5 | 6.4 | |
| JACKSONVILLE STATE | 01/21/17 | * | 23 | 3-6 | .500 | 0-0 | .000 | 0-0 | .000 | 2 | 2 | 4 | 3.5 | 3 | 0 | 2 | 0 | 0 | 6 | 6.4 | |
| at SIUE | 01/25/17 | dnp | | - | - | - | - | - | - | - | - | - | - | - | - | - | - | - | - | - | |
| BELMONT | 01/28/17 | dnp | | - | - | - | - | - | - | - | - | - | - | - | - | - | - | - | - | - | |
| EASTERN ILLINOIS | 02/02/17 | | 17 | 2-7 | .286 | 1-3 | .333 | 2-2 | 1.000 | 1 | 1 | 2 | 3.4 | 2 | 1 | 1 | 0 | 0 | 7 | 6.4 | |
| at Austin Peay | 02/04/17 | | 21 | 3-8 | .375 | 2-6 | .333 | 2-3 | .667 | 2 | 9 | 11 | 3.7 | 2 | 0 | 3 | 1 | 1 | 10 | 6.5 | |
| at Tennessee Tech | 02/09/17 | | 24 | 7-13 | .538 | 3-7 | .429 | 4-4 | 1.000 | 3 | 7 | 10 | 4.0 | 4 | 1 | 2 | 3 | 2 | 21 | 7.2 | |
| at Jacksonville State | 02/11/17 | | 25 | 1-9 | .111 | 0-6 | .000 | 3-4 | .750 | 1 | 4 | 5 | 4.0 | 4 | 1 | 0 | 0 | 1 | 5 | 7.1 | |
| MOREHEAD STATE | 02/16/17 | | 22 | 2-5 | .400 | 0-2 | .000 | 0-1 | .000 | 1 | 2 | 3 | 4.0 | 4 | 1 | 4 | 1 | 0 | 4 | 7.0 | |
| Totals | | | 14 | 486 | 66-151 | .437 | 17-52 | .327 | 25-36 | .694 | 39 | 61 | 100 | 4.0 | 75 | 10 | 39 | 17 | 12 | 174 | 7.0 |

Games played: 25
 Minutes/game: 19.4
 Points/game: 7.0
 FG Pct: 43.7
 3FG Pct: 32.7
 FT Pct: 69.4

Rebounds/game: 4.0
 Assists/game: 0.4
 Turnovers/game: 1.6
 Assist/turnover ratio: 0.3
 Steals/game: 0.5
 Blocks/game: 0.7

CAREER STATISTICS ▶▶

▶▶ PLAYED THE 2014-15 & 2015-16 SEASONS AT MERIDIAN COMMUNITY COLLEGE IN MISSISSIPPI

| Season | gp-gs | min/avg | Total fg-fga | pct | 3-Point fg-fga | pct | F-Throws ft-fa | pct | Rebounds off def tot | avg | pf | fo | ast | to | blk | stl | Scoring pts | avg |
|---------|-------|----------|-----------------|------|-------------------|------|-------------------|------|-------------------------|-----|-----|-----|-----|----|-----|-----|----------------|-----|
| 2016-17 | 25-14 | 486/19.4 | 66-151 | .437 | 17-52 | .327 | 25-36 | .694 | 39 | 61 | 100 | 4.0 | 75 | 3 | 10 | 39 | 174 | 7.0 |
| TOTAL | 25-14 | 486/19.4 | 66-151 | .437 | 17-52 | .327 | 25-36 | .694 | 39 | 61 | 100 | 4.0 | 75 | 3 | 10 | 39 | 174 | 7.0 |

5



TAHJERE McCALL

6-5 | 195 | R-Sr. | G
Philadelphia, Pa.
(Niagara University)

2016-17 HIGHS ▶▶

Points: 27 (vs. Southeast Missouri, 1/5/17)
FG Made: 10 (vs. Southeast Missouri, 1/5/17)
3-PT FG Made: 2 (3x, last vs. Jacksonville St., 1/21/17)
FT Made: 12 (vs. UC Davis, 11/11/16)
Rebounds: 11 (2x, last at Lipscomb, 12/3/16)
Assists: 12 (at SIUE, 1/25/17)
Steals: 6 (vs. UC Davis, 11/11/16)
Blocks: 3 (2x, last vs. Alabama St., 12/14/16)
Minutes: 41 (vs. Tennessee Tech, 1/19/17)

CAREER HIGHS ▶▶

Points: 32 (at Belmont, 1/24/16)
FG Made: 11 (2x, last at Belmont, 1/24/16)
3-PT FG Made: 3 (at Eastern Kentucky, 2/13/16)
FT Made: 15 (vs. Morehead State, 2/6/15)
Rebounds: 11 (2x, last at Lipscomb, 12/3/16)
Assists: 12 (at SIUE, 1/25/17)
Steals: 6 (vs. UC Davis, 11/11/16)
Blocks: 3 (2x, last vs. Alabama St., 12/14/16)
Minutes: 41 (2x, last vs. Tennessee Tech, 1/19/17)

SPECIALTY STATISTICS ▶▶

| CATEGORY | '16-17 | @TSU | D-1 CAREER |
|-------------------------|--------|------|------------|
| Double-Digit Points: | 21 | 41 | 52 |
| Double-Digit Rebounds: | 2 | 3 | 3 |
| Double-Digit Assists: | 1 | 1 | 1 |
| Double-Doubles: | 3 | 4 | 4 |
| 20+ Point Games: | 4 | 10 | 11 |
| 30+ Point Games: | 0 | 2 | 2 |
| Lead TSU in Scoring: | 9 | 22 | -- |
| Lead TSU in Rebounding: | 2 | 9 | -- |
| Lead TSU in Assists: | 24 | 40 | -- |

TAHJERE McCALL INFORMATION ▶▶

▶ tah-JERE McCall

TENNESSEE STATE, 2016-17 SEASON

▶ Preseason All-Ohio Valley Conference selection
 ▶ 2x OVC Player of the Week - 11/14/16 & 1/9/17
 ▶ Double-doubles vs. Reinhardt, Lipscomb and SIUE
 ▶ Game-winning jumper with 8.4 seconds left at Lipscomb
 ▶ Dunk vs. #5/4 Duke was #4 on Sportscenter Top 10 Plays
 ▶ Went for 27 points versus Southeast Missouri
 ▶ Eclipsed 1,000 career points versus UT Martin (1/7/17)

TENNESSEE STATE, 2015-16 SEASON

▶ OVC Defensive Player of the Year - First in school history
 ▶ First Team All-OVC; OVC All-Newcomer Team
 ▶ NABC Second Team All-District 19
 ▶ BoxToRow Second Team All-America (HBCU)

▶ Set TSU's single-season record with 72 steals
 ▶ Ranked ninth in Division I with 2.32 steals per game
 ▶ OVC Newcomer of the Week - 1/11/16

TENNESSEE STATE, 2014-15 SEASON

▶ Sat out as a redshirt per NCAA Transfer Rules

NIAGARA, 2012-13 & 2013-14 SEASONS

▶ Played in 59 games with 37 starts in two seasons
 ▶ Played in the '13 NIT as a freshman
 ▶ Teammate of Antoine Mason, son of late TSU Legend Anthony Mason

HIGH SCHOOL/OTHER

▶ Scored 15.4 ppg as a senior at Carver HS of Engineering & Science
 ▶ Daily News' All-Public Team & Daily News' All-City honorable mention

GAME-BY-GAME STATISTICS ▶▶

| Opponent | Date | gs | min | Total | | 3-Pointers | | Free throws | | Rebounds | | | | | pts | avg | | | | | |
|-----------------------|----------|-----|-----|--------|---------|------------|------|-------------|---------|----------|-----|-----|-----|-----|-----|-----|----|-----|-----|------|------|
| | | | | fg-fga | pct | 3fg-fga | pct | ft-fa | pct | off | def | tot | avg | pf | | | a | t/o | blk | stl | |
| vs UC Davis | 11/11/16 | * | 28 | 3-9 | .333 | 2-4 | .500 | 12-16 | .750 | 2 | 3 | 5 | 5.0 | 4 | 6 | 5 | 0 | 6 | 20 | 20.0 | |
| vs Northern Arizona | 11/12/16 | * | 33 | 6-9 | .667 | 0-1 | .000 | 4-7 | .571 | 2 | 4 | 6 | 5.5 | 4 | 4 | 5 | 3 | 4 | 16 | 18.0 | |
| at Santa Clara | 11/13/16 | * | 30 | 3-7 | .429 | 0-0 | .000 | 4-11 | .364 | 1 | 3 | 4 | 5.0 | 3 | 4 | 4 | 0 | 1 | 10 | 15.5 | |
| at Middle Tennessee | 11/19/16 | * | 30 | 4-7 | .571 | 0-1 | .000 | 8-11 | .727 | 0 | 6 | 6 | 5.3 | 2 | 3 | 3 | 1 | 0 | 16 | 15.3 | |
| at Canisius | 11/23/16 | * | 32 | 6-10 | .600 | 2-3 | .667 | 0-2 | .000 | 0 | 5 | 5 | 5.2 | 2 | 6 | 4 | 1 | 4 | 14 | 15.2 | |
| REINHARDT | 11/26/16 | * | 25 | 3-9 | .333 | 0-0 | .000 | 5-10 | .500 | 2 | 9 | 11 | 6.2 | 3 | 5 | 1 | 0 | 3 | 11 | 14.5 | |
| at Vanderbilt | 11/29/16 | * | 20 | 1-3 | .333 | 0-0 | .000 | 6-10 | .600 | 0 | 0 | 0 | 5.3 | 5 | 3 | 0 | 0 | 1 | 8 | 13.6 | |
| at LIPSCOMB | 12/03/16 | * | 39 | 2-13 | .154 | 0-1 | .000 | 6-8 | .750 | 3 | 8 | 11 | 6.0 | 4 | 5 | 3 | 0 | 2 | 10 | 13.1 | |
| at NC State | 12/10/16 | * | 36 | 3-14 | .214 | 0-3 | .000 | 4-6 | .667 | 4 | 2 | 6 | 6.0 | 4 | 4 | 3 | 0 | 4 | 10 | 12.8 | |
| ALABAMA STATE | 12/14/16 | * | 21 | 3-5 | .600 | 0-0 | .000 | 0-2 | .000 | 1 | 1 | 2 | 5.6 | 3 | 6 | 4 | 3 | 4 | 6 | 12.1 | |
| at Duke | 12/19/16 | * | 35 | 7-16 | .438 | 0-2 | .000 | 0-0 | .000 | 0 | 3 | 3 | 5.4 | 2 | 3 | 1 | 0 | 3 | 14 | 12.3 | |
| COVENANT | 12/27/16 | * | 20 | 4-8 | .500 | 0-1 | .000 | 3-6 | .500 | 3 | 2 | 5 | 5.3 | 2 | 5 | 3 | 0 | 2 | 11 | 12.2 | |
| at Murray State | 12/31/16 | * | 23 | 5-9 | .556 | 0-1 | .000 | 4-6 | .667 | 1 | 2 | 3 | 5.2 | 5 | 2 | 6 | 1 | 1 | 14 | 12.3 | |
| KENNESAW STATE | 01/02/17 | * | 36 | 9-21 | .429 | 0-1 | .000 | 7-12 | .583 | 2 | 2 | 4 | 5.1 | 4 | 3 | 5 | 1 | 5 | 25 | 13.2 | |
| SOUTHEAST MISSOURI | 01/05/17 | * | 38 | 10-17 | .588 | 1-2 | .500 | 6-8 | .750 | 2 | 6 | 8 | 5.3 | 1 | 4 | 4 | 0 | 3 | 27 | 14.1 | |
| UT MARTIN | 01/07/17 | * | 37 | 7-13 | .538 | 0-1 | .000 | 3-5 | .600 | 3 | 4 | 7 | 5.4 | 3 | 8 | 5 | 1 | 4 | 17 | 14.3 | |
| at Eastern Kentucky | 01/12/17 | * | 26 | 4-7 | .571 | 0-1 | .000 | 2-2 | 1.000 | 0 | 4 | 4 | 5.3 | 4 | 7 | 3 | 1 | 3 | 10 | 14.1 | |
| at Morehead State | 01/14/17 | * | 23 | 4-9 | .444 | 1-2 | .500 | 3-4 | .750 | 1 | 0 | 1 | 5.1 | 4 | 4 | 7 | 0 | 4 | 12 | 13.9 | |
| TENNESSEE TECH | 01/19/17 | * | 41 | 4-15 | .267 | 0-2 | .000 | 11-14 | .786 | 3 | 4 | 7 | 5.2 | 4 | 6 | 3 | 0 | 4 | 19 | 14.2 | |
| JACKSONVILLE STATE | 01/21/17 | * | 37 | 6-17 | .353 | 2-4 | .500 | 5-7 | .714 | 2 | 0 | 2 | 5.0 | 3 | 9 | 3 | 0 | 2 | 19 | 14.5 | |
| at SIUE | 01/25/17 | * | 37 | 3-6 | .500 | 0-0 | .000 | 5-6 | .833 | 0 | 3 | 3 | 4.9 | 2 | 12 | 8 | 0 | 4 | 11 | 14.3 | |
| BELMONT | 01/28/17 | * | 38 | 8-13 | .615 | 1-2 | .500 | 5-13 | .385 | 1 | 4 | 5 | 4.9 | 4 | 3 | 2 | 0 | 1 | 22 | 14.6 | |
| EASTERN ILLINOIS | 02/02/17 | * | 37 | 4-10 | .400 | 0-2 | .000 | 3-7 | .429 | 3 | 2 | 5 | 4.9 | 3 | 4 | 4 | 0 | 4 | 11 | 14.5 | |
| at Austin Peay | 02/04/17 | dnp | - | - | - | - | - | - | - | - | - | - | - | - | - | - | - | - | - | - | |
| at Tennessee Tech | 02/09/17 | dnp | - | - | - | - | - | - | - | - | - | - | - | - | - | - | - | - | - | - | |
| at Jacksonville State | 02/11/17 | dnp | - | - | - | - | - | - | - | - | - | - | - | - | - | - | - | - | - | - | |
| MOREHEAD STATE | 02/16/17 | * | 38 | 2-8 | .250 | 0-0 | .000 | 5-6 | .833 | 0 | 4 | 4 | 4.9 | 2 | 3 | 3 | 1 | 2 | 9 | 14.3 | |
| Totals | | | 24 | 760 | 111-255 | .435 | 9-34 | .265 | 111-179 | .620 | 36 | 81 | 117 | 4.9 | 77 | 119 | 89 | 13 | 71 | 342 | 14.3 |

Games played: 24
 Minutes/game: 31.7
 Points/game: 14.3
 FG Pct: 43.5
 3FG Pct: 26.5
 FT Pct: 62.0

Rebounds/game: 4.9
 Assists/game: 5.0
 Turnovers/game: 3.7
 Assist/turnover ratio: 1.3
 Steals/game: 3.0
 Blocks/game: 0.5

CAREER STATISTICS ▶▶

▶▶ PLAYED THE 2012-13 & 2013-14 SEASONS AT NIAGARA ▶▶ SAT OUT THE 2014-15 SEASON AT TSU PER NCAA TRANSFERS RULES

| | | | Total | | 3-Point | | F-Throws | | Rebounds | | | | | | | | | | | Scoring | |
|----------|--------|-----------|---------|------|---------|------|----------|------|----------|-----|-----|-----|-----|----|-----|-----|-----|-----|------|---------|--|
| Season | gp-gs | min/avg | fg-fga | pct | fg-fga | pct | ft-fa | pct | off | def | tot | avg | pf | fo | ast | to | blk | stl | pts | avg | |
| 2012-13* | 32-23 | 635/19.8 | 52-141 | .369 | 0-2 | .000 | 24-55 | .436 | 53 | 53 | 106 | 3.3 | 69 | 2 | 78 | 67 | 1 | 38 | 128 | 4.0 | |
| 2013-14* | 27-14 | 612/22.7 | 71-172 | .413 | 2-24 | .083 | 58-79 | .734 | 33 | 48 | 81 | 3.0 | 80 | 5 | 53 | 59 | 7 | 34 | 202 | 7.5 | |
| 2015-16 | 31-29 | 932/30.1 | 138-303 | .455 | 20-72 | .278 | 158-209 | .756 | 47 | 112 | 159 | 5.1 | 101 | 5 | 93 | 97 | 11 | 72 | 454 | 14.6 | |
| 2016-17 | 24-24 | 760/31.7 | 111-255 | .435 | 9-34 | .265 | 111-179 | .620 | 36 | 81 | 117 | 4.9 | 77 | 2 | 119 | 89 | 13 | 71 | 342 | 14.3 | |
| TOTAL | 55-53 | 1692/30.8 | 249-558 | .446 | 29-106 | .274 | 269-388 | .693 | 83 | 193 | 276 | 5.0 | 178 | 7 | 212 | 186 | 24 | 143 | 796 | 14.5 | |
| All* | 114-90 | 2939/25.8 | 372-871 | .427 | 31-132 | .235 | 351-522 | .672 | 169 | 294 | 463 | 4.1 | 327 | 14 | 343 | 312 | 32 | 215 | 1126 | 9.9 | |

* Statistics from prior team/school

10



THOMAS DAVIS

6-2 | 175 | R-Fr. | G
Nashville, Tenn.
(Lighthouse Christian HS)

2016-17 HIGHS ▶▶

Points: 2 (2x, last vs. Alabama St., 12/14/16)
FG Made: 1 (2x, last vs. Alabama St., 12/14/16)
3-PT FG Made: 0
FT Made: 0
Rebounds: 2 (vs. Reinhardt, 11/26/16)
Assists: 2 (vs. Reinhardt, 11/26/16)
Steals: 0
Blocks: 0
Minutes: 7 (vs. Reinhardt, 11/26/16)

CAREER HIGHS ▶▶

Points: 2 (2x, last vs. Alabama St., 12/14/16)
FG Made: 1 (2x, last vs. Alabama St., 12/14/16)
3-PT FG Made: 0
FT Made: 0
Rebounds: 2 (vs. Reinhardt, 11/26/16)
Assists: 2 (vs. Reinhardt, 11/26/16)
Steals: 0
Blocks: 0
Minutes: 7 (vs. Reinhardt, 11/26/16)

SPECIALTY STATISTICS ▶▶

| CATEGORY | '16-17 | CAREER |
|-------------------------|--------|--------|
| Double-Digit Points: | 0 | 0 |
| Double-Digit Rebounds: | 0 | 0 |
| Double-Doubles: | 0 | 0 |
| 20+ Point Games: | 0 | 0 |
| 30+ Point Games: | 0 | 0 |
| Lead TSU in Scoring: | 0 | 0 |
| Lead TSU in Rebounding: | 0 | 0 |
| Lead TSU in Assists: | 0 | 0 |

THOMAS DAVIS INFORMATION ▶▶

▶ Redshirt season in 2015-16

HIGH SCHOOL / OTHER

- ▶ Led Lighthouse Christian to national championship in 2015 by winning the National Association of Christian Athletes (NACA) Tournament
- ▶ All-Midstate Second Team by The Tennessean as a senior
- ▶ First player in school history to score more than 2,000 points
- ▶ Nicknamed "Tripp"

GAME-BY-GAME STATISTICS ▶▶

| Opponent | Date | gs | min | Total | | 3-Pointers | | Free throws | | Rebounds | | | | | | | | | | | |
|-----------------------|----------|-----|-----|--------|------|------------|------|-------------|------|----------|-----|-----|-----|----|---|-----|-----|-----|-----|-----|--|
| | | | | fg-fga | pct | 3fg-fga | pct | ft-fa | pct | off | def | tot | avg | pf | a | t/o | blk | stl | pts | avg | |
| vs UC Davis | 11/11/16 | dnp | - | - | - | - | - | - | - | - | - | - | - | - | - | - | - | - | - | - | |
| vs Northern Arizona | 11/12/16 | dnp | - | - | - | - | - | - | - | - | - | - | - | - | - | - | - | - | - | - | |
| at Santa Clara | 11/13/16 | 2 | 0-0 | .000 | 0-0 | .000 | 0-0 | .000 | 0 | 0 | 0 | 0.0 | 0 | 0 | 0 | 0 | 0 | 0 | 0 | 0.0 | |
| at Middle Tennessee | 11/19/16 | dnp | - | - | - | - | - | - | - | - | - | - | - | - | - | - | - | - | - | - | |
| at Canisius | 11/23/16 | dnp | - | - | - | - | - | - | - | - | - | - | - | - | - | - | - | - | - | - | |
| REINHARDT | 11/26/16 | 7 | 1-2 | .500 | 0-0 | .000 | 0-0 | .000 | 0 | 2 | 2 | 1.0 | 1 | 2 | 0 | 0 | 0 | 2 | 1.0 | | |
| at Vanderbilt | 11/29/16 | dnp | - | - | - | - | - | - | - | - | - | - | - | - | - | - | - | - | - | - | |
| at LIPSCOMB | 12/03/16 | dnp | - | - | - | - | - | - | - | - | - | - | - | - | - | - | - | - | - | - | |
| at NC State | 12/10/16 | dnp | - | - | - | - | - | - | - | - | - | - | - | - | - | - | - | - | - | - | |
| ALABAMA STATE | 12/14/16 | 4 | 1-1 | 1.000 | 0-0 | .000 | 0-0 | .000 | 0 | 1 | 1 | 1.0 | 0 | 0 | 1 | 0 | 0 | 2 | 1.3 | | |
| at Duke | 12/19/16 | 1 | 0-0 | .000 | 0-0 | .000 | 0-0 | .000 | 0 | 0 | 0 | 0.8 | 0 | 0 | 0 | 0 | 0 | 0 | 1.0 | | |
| COVENANT | 12/27/16 | 4 | 0-0 | .000 | 0-0 | .000 | 0-0 | .000 | 0 | 0 | 0 | 0.6 | 0 | 0 | 0 | 0 | 0 | 0 | 0.8 | | |
| at Murray State | 12/31/16 | dnp | - | - | - | - | - | - | - | - | - | - | - | - | - | - | - | - | - | - | |
| KENNESAW STATE | 01/02/17 | dnp | - | - | - | - | - | - | - | - | - | - | - | - | - | - | - | - | - | - | |
| SOUTHEAST MISSOURI | 01/05/17 | dnp | - | - | - | - | - | - | - | - | - | - | - | - | - | - | - | - | - | - | |
| UT MARTIN | 01/07/17 | dnp | - | - | - | - | - | - | - | - | - | - | - | - | - | - | - | - | - | - | |
| at Morehead State | 01/14/17 | dnp | - | - | - | - | - | - | - | - | - | - | - | - | - | - | - | - | - | - | |
| TENNESSEE TECH | 01/19/17 | dnp | - | - | - | - | - | - | - | - | - | - | - | - | - | - | - | - | - | - | |
| JACKSONVILLE STATE | 01/21/17 | dnp | - | - | - | - | - | - | - | - | - | - | - | - | - | - | - | - | - | - | |
| at SIUE | 01/25/17 | dnp | - | - | - | - | - | - | - | - | - | - | - | - | - | - | - | - | - | - | |
| BELMONT | 01/28/17 | dnp | - | - | - | - | - | - | - | - | - | - | - | - | - | - | - | - | - | - | |
| EASTERN ILLINOIS | 02/02/17 | dnp | - | - | - | - | - | - | - | - | - | - | - | - | - | - | - | - | - | - | |
| at Austin Peay | 02/04/17 | dnp | - | - | - | - | - | - | - | - | - | - | - | - | - | - | - | - | - | - | |
| at Tennessee Tech | 02/09/17 | dnp | - | - | - | - | - | - | - | - | - | - | - | - | - | - | - | - | - | - | |
| at Jacksonville State | 02/11/17 | dnp | - | - | - | - | - | - | - | - | - | - | - | - | - | - | - | - | - | - | |
| MOREHEAD STATE | 02/16/17 | dnp | - | - | - | - | - | - | - | - | - | - | - | - | - | - | - | - | - | - | |
| Totals | | 0 | 18 | 2-3 | .667 | 0-0 | .000 | 0-0 | .000 | 0 | 3 | 3 | 0.6 | 1 | 2 | 1 | 0 | 0 | 4 | 0.8 | |

Games played: 5
 Minutes/game: 3.6
 Points/game: 0.8
 FG Pct: 66.7

Rebounds/game: 0.6
 Assists/game: 0.4
 Turnovers/game: 0.2
 Assist/turnover ratio: 2.0

CAREER STATISTICS ▶▶

▶▶ REDSHIRTED IN FIRST SEASON AT TSU IN 2015-16

| | | | Total | | 3-Point | | F-Throws | | Rebounds | | | | | | | | | | | Scoring | |
|---------|-------|---------|--------|------|---------|------|----------|------|----------|-----|-----|-----|----|----|-----|----|-----|-----|-----|---------|--|
| Season | gp-gs | min/avg | fg-fga | pct | fg-fga | pct | ft-fa | pct | off | def | tot | avg | pf | fo | ast | to | blk | stl | pts | avg | |
| 2016-17 | 5-0 | 18/3.6 | 2-3 | .667 | 0-0 | .000 | 0-0 | .000 | 0 | 3 | 3 | 0.6 | 1 | 0 | 2 | 1 | 0 | 0 | 4 | 0.8 | |
| TOTAL | 5-0 | 18/3.6 | 2-3 | .667 | 0-0 | .000 | 0-0 | .000 | 0 | 3 | 3 | 0.6 | 1 | 0 | 2 | 1 | 0 | 0 | 4 | 0.8 | |



SAMSON OYEDIRAN

6-7 | 220 | R-So. | F
London, England
(Ancilla College)

2016-17 HIGHS ▶▶

Points: 3 (2x, last vs. Reinhardt, 11/26/16)
FG Made: 1 (4x, last at SIUE, 1/25/17)
3-PT FG Made: 1 (vs. UC Davis, 11/11/16)
FT Made: 1 (2x, last at Duke, 12/19/16)
Rebounds: 3 (vs. Reinhardt, 11/26/16)
Assists: 1 (vs. UC Davis, 11/11/16)
Steals: 0
Blocks: 0
Minutes: 12 (vs. UC Davis, 11/11/16)

CAREER HIGHS ▶▶

Points: 5 (vs. Fisk, 11/18/15)
FG Made: 2 (vs. Fisk, 11/18/15)
3-PT FG Made: 1 (5x, last vs. UC Davis, 11/11/16)
FT Made: 1 (5x, last at Duke, 12/19/16)
Rebounds: 5 (vs. Fisk, 11/18/15)
Assists: 1 (2x, last vs. UC Davis, 11/11/16)
Steals: 1 (2x, last vs. Ball State, 3/15/16)
Blocks: 0
Minutes: 17 (at Jacksonville St., 1/30/16)

SPECIALTY STATISTICS ▶▶

| CATEGORY | '16-17 | CAREER |
|-------------------------|--------|--------|
| Double-Digit Points: | 0 | 0 |
| Double-Digit Rebounds: | 0 | 0 |
| Double-Doubles: | 0 | 0 |
| 20+ Point Games: | 0 | 0 |
| 30+ Point Games: | 0 | 0 |
| Lead TSU in Scoring: | 0 | 0 |
| Lead TSU in Rebounding: | 0 | 0 |
| Lead TSU in Assists: | 0 | 0 |

SAMSON OYEDIRAN INFORMATION ▶▶

▶ Samson oh-YAY-der-in

TENNESSEE STATE, 2015-16 SEASON

▶ Played in 23 games with one start as a redshirt-freshman
 ▶ Shot 48.0 percent (12-for-25) from the field

ANCILLA COLLEGE, 2014-15 SEASON

▶ Attended Ancilla College, a JC in Indiana, but did not play

HIGH SCHOOL / OTHER

▶ Attended high school in his native England, starring for Preston's College
 ▶ Averaged 15.6 points and 9.7 rebounds per game

GAME-BY-GAME STATISTICS ▶▶

| Opponent | Date | gs | min | Total | | 3-Pointers | | Free throws | | Rebounds | | | | pf | a | t/o | blk | stl | pts | avg |
|-----------------------|----------|-----|-----|--------|------|------------|------|-------------|------|----------|-----|-----|-----|----|---|-----|-----|-----|-----|-----|
| | | | | fg-fga | pct | 3fg-fga | pct | ft-fa | pct | off | def | tot | avg | | | | | | | |
| vs UC Davis | 11/11/16 | 12 | 1-1 | 1.000 | 1-1 | 1.000 | 0-0 | .000 | 0 | 1 | 1 | 1.0 | 5 | 1 | 0 | 0 | 0 | 3 | 3.0 | |
| vs Northern Arizona | 11/12/16 | 5 | 0-1 | .000 | 0-1 | .000 | 0-0 | .000 | 0 | 2 | 2 | 1.5 | 1 | 0 | 0 | 0 | 0 | 1.5 | | |
| at Santa Clara | 11/13/16 | 8 | 0-1 | .000 | 0-0 | .000 | 0-0 | .000 | 0 | 0 | 0 | 1.0 | 1 | 0 | 0 | 0 | 0 | 1.0 | | |
| at Middle Tennessee | 11/19/16 | dnp | - | - | - | - | - | - | - | - | - | - | - | - | - | - | - | - | | |
| at Canisius | 11/23/16 | 1 | 0-0 | .000 | 0-0 | .000 | 0-0 | .000 | 0 | 0 | 0 | 0.8 | 1 | 0 | 0 | 0 | 0 | 0.8 | | |
| REINHARDT | 11/26/16 | 2 | 1-1 | 1.000 | 0-0 | .000 | 1-2 | .500 | 1 | 2 | 3 | 1.2 | 1 | 0 | 0 | 0 | 0 | 3 | 1.2 | |
| at Vanderbilt | 11/29/16 | dnp | - | - | - | - | - | - | - | - | - | - | - | - | - | - | - | - | | |
| at LIPSCOMB | 12/03/16 | dnp | - | - | - | - | - | - | - | - | - | - | - | - | - | - | - | - | | |
| at NC State | 12/10/16 | dnp | - | - | - | - | - | - | - | - | - | - | - | - | - | - | - | - | | |
| ALABAMA STATE | 12/14/16 | 6 | 0-1 | .000 | 0-0 | .000 | 0-0 | .000 | 0 | 1 | 1 | 1.2 | 1 | 0 | 0 | 0 | 0 | 1.0 | | |
| at Duke | 12/19/16 | 1 | 0-0 | .000 | 0-0 | .000 | 1-2 | .500 | 1 | 0 | 1 | 1.1 | 0 | 0 | 0 | 0 | 0 | 1.0 | | |
| COVENANT | 12/27/16 | 8 | 1-3 | .333 | 0-1 | .000 | 0-0 | .000 | 2 | 0 | 2 | 1.3 | 0 | 0 | 0 | 0 | 0 | 2 | 1.1 | |
| at Murray State | 12/31/16 | 9 | 0-0 | .000 | 0-0 | .000 | 0-1 | .000 | 0 | 1 | 1 | 1.2 | 3 | 0 | 0 | 0 | 0 | 1.0 | | |
| KENNESAW STATE | 01/02/17 | dnp | - | - | - | - | - | - | - | - | - | - | - | - | - | - | - | - | | |
| SOUTHEAST MISSOURI | 01/05/17 | dnp | - | - | - | - | - | - | - | - | - | - | - | - | - | - | - | - | | |
| UT MARTIN | 01/07/17 | dnp | - | - | - | - | - | - | - | - | - | - | - | - | - | - | - | - | | |
| at Eastern Kentucky | 01/12/17 | 0 | 0-0 | .000 | 0-0 | .000 | 0-0 | .000 | 0 | 0 | 0 | 1.1 | 0 | 0 | 0 | 0 | 0 | 0.9 | | |
| at Morehead State | 01/14/17 | dnp | - | - | - | - | - | - | - | - | - | - | - | - | - | - | - | - | | |
| TENNESSEE TECH | 01/19/17 | 7 | 0-3 | .000 | 0-2 | .000 | 2-2 | 1.000 | 1 | 1 | 2 | 1.2 | 1 | 0 | 0 | 0 | 0 | 2 | 1.0 | |
| JACKSONVILLE STATE | 01/21/17 | 5 | 0-0 | .000 | 0-0 | .000 | 0-0 | .000 | 0 | 0 | 0 | 1.1 | 3 | 0 | 1 | 0 | 0 | 0.9 | | |
| at SIUE | 01/25/17 | 4 | 1-1 | 1.000 | 0-0 | .000 | 0-0 | .000 | 0 | 0 | 0 | 1.0 | 1 | 0 | 0 | 0 | 0 | 2 | 1.0 | |
| BELMONT | 01/28/17 | dnp | - | - | - | - | - | - | - | - | - | - | - | - | - | - | - | - | | |
| EASTERN ILLINOIS | 02/02/17 | 5 | 0-0 | .000 | 0-0 | .000 | 0-0 | .000 | 0 | 0 | 0 | 0.9 | 0 | 0 | 0 | 0 | 0 | 0.9 | | |
| at Austin Peay | 02/04/17 | 6 | 0-0 | .000 | 0-0 | .000 | 1-2 | .500 | 0 | 0 | 0 | 0.9 | 1 | 0 | 0 | 0 | 0 | 1 | 0.9 | |
| at Tennessee Tech | 02/09/17 | dnp | - | - | - | - | - | - | - | - | - | - | - | - | - | - | - | - | | |
| at Jacksonville State | 02/11/17 | dnp | - | - | - | - | - | - | - | - | - | - | - | - | - | - | - | - | | |
| MOREHEAD STATE | 02/16/17 | dnp | - | - | - | - | - | - | - | - | - | - | - | - | - | - | - | - | | |
| Totals | | 0 | 79 | 4-12 | .333 | 1-5 | .200 | 5-9 | .556 | 5 | 8 | 13 | 0.9 | 19 | 1 | 1 | 0 | 0 | 14 | 0.9 |

Games played: 15
 Minutes/game: 5.3
 Points/game: 0.9
 FG Pct: 33.3
 3FG Pct: 20.0
 FT Pct: 55.6

Rebounds/game: 0.9
 Assists/game: 0.1
 Turnovers/game: 0.1
 Assist/turnover ratio: 1.0

CAREER STATISTICS ▶▶

▶▶ SPENT 2014-15 AT ANCILLA COLLEGE, A JUNIOR COLLEGE IN INDIANA BUT DID NOT PLAY

| | | | Total | | 3-Point | | F-Throws | | Rebounds | | | | | | | | | | | Scoring | |
|---------|-------|---------|--------|------|---------|------|----------|------|----------|-----|-----|-----|----|----|-----|----|-----|-----|-----|---------|--|
| Season | gp-gs | min/avg | fg-fga | pct | fg-fga | pct | ft-fa | pct | off | def | tot | avg | pf | fo | ast | to | blk | stl | pts | avg | |
| 2015-16 | 23-1 | 163/7.1 | 12-25 | .480 | 4-13 | .308 | 3-8 | .375 | 12 | 15 | 27 | 1.2 | 39 | 2 | 1 | 15 | 0 | 2 | 31 | 1.3 | |
| 2016-17 | 15-0 | 79/5.3 | 4-12 | .333 | 1-5 | .200 | 5-9 | .556 | 5 | 8 | 13 | 0.9 | 19 | 1 | 1 | 1 | 0 | 0 | 14 | 0.9 | |
| TOTAL | 38-1 | 242/6.4 | 16-37 | .432 | 5-18 | .278 | 8-17 | .471 | 17 | 23 | 40 | 1.1 | 58 | 3 | 2 | 16 | 0 | 2 | 45 | 1.2 | |



DARREON REDDICK

6-4 | 195 | Jr. | G

Belleville, Ill.

(Belleville East HS)

2016-17 HIGHS ▶▶

Points: 19 (at Austin Peay, 2/4/17)
FG Made: 6 (at Duke, 12/19/16)
3-PT FG Made: 5 (vs. Covenant, 12/27/16)
FT Made: 5 (2x, last at Austin Peay, 2/4/17)
Rebounds: 7 (at Tennessee Tech, 2/9/17)
Assists: 3 (4x, last at Austin Peay, 2/4/17)
Steals: 2 (2x, last at Eastern Kentucky, 1/12/17)
Blocks: 1 (at NC State, 12/10/16)
Minutes: 40 (at NC State, 12/10/16)

CAREER HIGHS ▶▶

Points: 25 (at Murray St., 1/17/15)
FG Made: 7 (2x, last at Murray St., 1/17/15)
3-PT FG Made: 5 (vs. Covenant, 12/27/16)
FT Made: 8 (at Murray St., 1/17/15)
Rebounds: 13 (vs. Fisk, 11/20/14)
Assists: 8 (vs. Alcorn St., 12/19/15)
Steals: 4 (vs. Belmont, 1/25/15)
Blocks: 1 (3x, last at NC State, 12/10/16)
Minutes: 40 (at NC State, 12/10/16)

SPECIALTY STATISTICS ▶▶

| CATEGORY | '16-17 | CAREER |
|-------------------------|--------|--------|
| Double-Digit Points: | 12 | 30 |
| Double-Digit Rebounds: | 0 | 1 |
| Double-Doubles: | 0 | 1 |
| 20+ Point Games: | 0 | 1 |
| 30+ Point Games: | 0 | 0 |
| Lead TSU in Scoring: | 4 | 11 |
| Lead TSU in Rebounding: | 0 | 5 |
| Lead TSU in Assists: | 3 | 14 |

DARREON REDDICK INFORMATION ▶▶

▶ DARE-ee-on RED-ick

TENNESSEE STATE, 2016-17 SEASON

▶ Tied for the team lead with 14 points at #5/4 Duke

TENNESSEE STATE, 2015-16 SEASON

▶ Played in all 31 games and had 26 starts as a sophomore
 ▶ Scored in double-figures seven times on the season
 ▶ Had a career-high eight assists vs. Alcorn St.

TENNESSEE STATE, 2014-15 SEASON

▶ Played in all 31 games with 26 starts as a freshman
 ▶ Double-double with 14 pts & season-high 13 rebs vs. Fisk (11/20/14)
 ▶ OVC Freshman of the Week (1/12/15)
 ▶ Season-high 25 points at Murray St. (1/17/15)

HIGH SCHOOL / OTHER

▶ All-State Honorable Mention and First Team All-Conference as a senior for Belleville East HS

GAME-BY-GAME STATISTICS ▶▶

| Opponent | Date | gs | min | Total | | 3-Pointers | | Free throws | | Rebounds | | | pf | a | t/o | blk | stl | pts | avg | | |
|-----------------------|----------|-----|-----|--------|--------|------------|--------|-------------|-------|----------|-----|-----|-----|-----|-----|-----|-----|-----|------|-----|-----|
| | | | | fg-fga | pct | 3fg-fga | pct | ft-fa | pct | off | def | tot | | | | | | | | avg | |
| vs UC Davis | 11/11/16 | * | 28 | 3-8 | .375 | 1-3 | .333 | 2-4 | .500 | 0 | 2 | 2 | 2.0 | 0 | 2 | 0 | 0 | 9 | 9.0 | | |
| vs Northern Arizona | 11/12/16 | * | 19 | 1-4 | .250 | 0-0 | .000 | 1-2 | .500 | 0 | 5 | 5 | 3.5 | 3 | 3 | 2 | 0 | 3 | 6.0 | | |
| at Santa Clara | 11/13/16 | * | 25 | 3-10 | .300 | 2-4 | .500 | 2-2 | 1.000 | 1 | 3 | 4 | 3.7 | 1 | 1 | 0 | 0 | 10 | 7.3 | | |
| at Middle Tennessee | 11/19/16 | * | 33 | 2-7 | .286 | 1-4 | .250 | 3-5 | .600 | 0 | 1 | 1 | 3.0 | 2 | 0 | 1 | 0 | 8 | 7.5 | | |
| at Canisius | 11/23/16 | * | 24 | 2-5 | .400 | 1-3 | .333 | 1-2 | .500 | 0 | 2 | 2 | 2.8 | 1 | 2 | 3 | 0 | 6 | 7.2 | | |
| REINHARDT | 11/26/16 | * | 27 | 4-9 | .444 | 2-4 | .500 | 2-2 | 1.000 | 1 | 1 | 2 | 2.7 | 0 | 1 | 3 | 0 | 12 | 8.0 | | |
| at Vanderbilt | 11/29/16 | * | 28 | 5-14 | .357 | 2-3 | .667 | 0-0 | .000 | 0 | 0 | 0 | 2.3 | 0 | 0 | 0 | 0 | 12 | 8.6 | | |
| at LIPSCOMB | 12/03/16 | * | 32 | 3-11 | .273 | 3-7 | .429 | 1-2 | .500 | 0 | 2 | 2 | 2.3 | 0 | 2 | 0 | 1 | 10 | 8.8 | | |
| at NC State | 12/10/16 | * | 40 | 3-8 | .375 | 2-6 | .333 | 0-0 | .000 | 0 | 4 | 4 | 2.4 | 2 | 0 | 4 | 1 | 0 | 8 | 8.7 | |
| ALABAMA STATE | 12/14/16 | * | 17 | 3-5 | .600 | 2-4 | .500 | 0-1 | .000 | 0 | 0 | 0 | 2.2 | 2 | 0 | 2 | 0 | 8 | 8.6 | | |
| at Duke | 12/19/16 | * | 31 | 6-10 | .600 | 1-5 | .200 | 1-1 | 1.000 | 0 | 4 | 4 | 2.4 | 3 | 0 | 2 | 0 | 14 | 9.1 | | |
| COVENANT | 12/27/16 | * | 19 | 5-8 | .625 | 5-7 | .714 | 2-2 | 1.000 | 0 | 3 | 3 | 2.4 | 1 | 0 | 1 | 0 | 2 | 17 | 9.8 | |
| at Murray State | 12/31/16 | * | 34 | 5-13 | .385 | 2-5 | .400 | 5-7 | .714 | 0 | 1 | 1 | 2.3 | 4 | 2 | 0 | 0 | 17 | 10.3 | | |
| KENNESAW STATE | 01/02/17 | * | 28 | 1-9 | .111 | 0-4 | .000 | 1-2 | .500 | 0 | 1 | 1 | 2.2 | 1 | 2 | 0 | 0 | 1 | 3 | 9.8 | |
| SOUTHEAST MISSOURI | 01/05/17 | * | 32 | 1-6 | .167 | 1-4 | .250 | 0-1 | .000 | 0 | 2 | 2 | 2.2 | 2 | 0 | 3 | 0 | 0 | 3 | 9.3 | |
| UT MARTIN | 01/07/17 | * | 31 | 5-13 | .385 | 1-7 | .143 | 0-0 | .000 | 0 | 0 | 0 | 2.1 | 2 | 1 | 1 | 0 | 1 | 11 | 9.4 | |
| at Eastern Kentucky | 01/12/17 | * | 39 | 3-9 | .333 | 3-6 | .500 | 0-0 | .000 | 0 | 1 | 1 | 2.0 | 1 | 3 | 0 | 0 | 2 | 9 | 9.4 | |
| at Morehead State | 01/14/17 | * | 32 | 2-8 | .250 | 0-4 | .000 | 2-2 | 1.000 | 0 | 1 | 1 | 1.9 | 0 | 1 | 1 | 0 | 1 | 6 | 9.2 | |
| TENNESSEE TECH | 01/19/17 | * | 17 | 0-6 | .000 | 0-4 | .000 | 0-0 | .000 | 0 | 1 | 1 | 1.9 | 1 | 0 | 0 | 0 | 0 | 0 | 8.7 | |
| JACKSONVILLE STATE | 01/21/17 | dnp | - | - | - | - | - | - | - | - | - | - | - | - | - | - | - | - | - | - | |
| at SIUE | 01/25/17 | * | 32 | 5-8 | .625 | 4-6 | .667 | 0-0 | .000 | 0 | 3 | 3 | 2.0 | 3 | 1 | 2 | 0 | 0 | 14 | 9.0 | |
| BELMONT | 01/28/17 | * | 32 | 3-10 | .300 | 1-5 | .200 | 0-0 | .000 | 0 | 0 | 0 | 1.9 | 2 | 3 | 1 | 0 | 0 | 7 | 8.9 | |
| EASTERN ILLINOIS | 02/02/17 | * | 33 | 3-8 | .375 | 3-8 | .375 | 0-0 | .000 | 0 | 1 | 1 | 1.8 | 1 | 0 | 0 | 0 | 0 | 9 | 8.9 | |
| at Austin Peay | 02/04/17 | * | 38 | 5-9 | .556 | 4-8 | .500 | 5-5 | 1.000 | 0 | 3 | 3 | 1.9 | 3 | 3 | 2 | 0 | 0 | 19 | 9.3 | |
| at Tennessee Tech | 02/09/17 | * | 35 | 5-12 | .417 | 3-7 | .429 | 0-1 | .000 | 0 | 7 | 7 | 2.1 | 3 | 2 | 3 | 0 | 0 | 13 | 9.5 | |
| at Jacksonville State | 02/11/17 | * | 29 | 0-7 | .000 | 0-3 | .000 | 3-4 | .750 | 0 | 1 | 1 | 2.0 | 4 | 1 | 0 | 0 | 1 | 3 | 9.2 | |
| MOREHEAD STATE | 02/16/17 | * | 24 | 4-5 | .800 | 1-2 | .500 | 4-4 | 1.000 | 1 | 4 | 5 | 2.2 | 2 | 2 | 1 | 0 | 0 | 13 | 9.4 | |
| Totals | | | 25 | 759 | 82-222 | .369 | 45-123 | .366 | 35-49 | .714 | 3 | 53 | 56 | 2.2 | 44 | 32 | 33 | 1 | 9 | 244 | 9.4 |

Games played: 26
 Minutes/game: 29.2
 Points/game: 9.4
 FG Pct: 36.9
 3FG Pct: 36.6
 FT Pct: 71.4

Rebounds/game: 2.2
 Assists/game: 1.2
 Turnovers/game: 1.3
 Assist/turnover ratio: 1.0
 Steals/game: 0.3
 Blocks/game: 0.0

CAREER STATISTICS ▶▶

| | | | Total | | 3-Point | | F-Throws | | Rebounds | | | | | | | | | | Scoring | |
|---------|-------|-----------|---------|------|---------|------|----------|------|----------|-----|-----|-----|-----|----|-----|-----|-----|-----|---------|-----|
| Season | gp-gs | min/avg | fg-fga | pct | fg-fga | pct | ft-fla | pct | off | def | tot | avg | pf | fo | ast | to | blk | stl | pts | avg |
| 2014-15 | 31-26 | 842/27.2 | 82-205 | .400 | 22-49 | .449 | 52-75 | .693 | 19 | 93 | 112 | 3.6 | 83 | 5 | 42 | 61 | 2 | 22 | 238 | 7.7 |
| 2015-16 | 31-26 | 721/23.3 | 54-170 | .318 | 24-88 | .273 | 43-53 | .811 | 9 | 52 | 61 | 2.0 | 38 | 0 | 42 | 38 | 0 | 17 | 175 | 5.6 |
| 2016-17 | 26-25 | 759/29.2 | 82-222 | .369 | 45-123 | .366 | 35-49 | .714 | 3 | 53 | 56 | 2.2 | 44 | 0 | 32 | 33 | 1 | 9 | 244 | 9.4 |
| TOTAL | 88-77 | 2322/26.4 | 218-597 | .365 | 91-260 | .350 | 130-177 | .734 | 31 | 198 | 229 | 2.6 | 165 | 5 | 116 | 132 | 3 | 48 | 657 | 7.5 |

15



XAVIER WILLIAMS

6-9 | 220 | R-Jr. | F

Fairfield, Ala.

(Holmes CC)

2016-17 HIGHS ▶▶

Points: 4 (2x, last vs. Covenant, 12/27/16)
FG Made: 2 (2x, last vs. Covenant, 12/27/16)
3-PT FG Made: 0
FT Made: 0
Rebounds: 5 (vs. Alabama St., 12/14/16)
Assists: 1 (2x, last vs. Covenant, 12/27/16)
Steals: 1 (2x, last at Duke, 12/19/16)
Blocks: 3 (vs. Alabama St., 12/14/16)
Minutes: 14 (vs. Alabama St., 12/14/16)

CAREER HIGHS ▶▶

Points: 5 (at New Mexico, 11/9/13)
FG Made: 2 (3x, last vs. Covenant, 12/27/16)
3-PT FG Made: 0
FT Made: 2 (vs. Jacksonville State, 11/25/13)
Rebounds: 6 (2x, last at Ohio, 12/14/13)
Assists: 1 (3x, last vs. Covenant, 12/27/16)
Steals: 1 (2x, last at Duke, 12/19/16)
Blocks: 3 (vs. Alabama St., 12/14/16)
Minutes: 21 (at New Mexico, 11/9/13)

SPECIALTY STATISTICS ▶▶

| CATEGORY | '16-17 | @TSU | D-1 CAREER |
|-------------------------|--------|------|------------|
| Double-Digit Points: | 0 | 0 | 0 |
| Double-Digit Rebounds: | 0 | 0 | 0 |
| Double-Doubles: | 0 | 0 | 0 |
| 20+ Point Games: | 0 | 0 | 0 |
| 30+ Point Games: | 0 | 0 | 0 |
| Lead TSU in Scoring: | 0 | 0 | -- |
| Lead TSU in Rebounding: | 0 | 0 | -- |
| Lead TSU in Assists: | 0 | 0 | -- |

XAVIER WILLIAMS INFORMATION ▶▶

▶ EX-aye-vier

CENTRAL PARK CHRISTIAN HS

▶ Averaged 15 ppg, 8 rpg and 3 bpg as a senior in 2012-13

HOLMES COMMUNITY COLLEGE, 2015-16 SEASON

▶ Redshirt-soph. season at Holmes Community College in Mississippi
 ▶ Averaged 7.9 points and 5.1 rebounds per game
 ▶ Had double-digit points nine times & double-digit rebounds twice

ALABAMA A&M UNIVERSITY, 2013-14 & 2014-15 SEASONS

▶ Played freshman season ('13-'14) at Alabama A&M
 ▶ Posted 1.3 points and 1.6 rebounds per game
 ▶ Redshirted in 2014-15

GAME-BY-GAME STATISTICS ▶▶

| Opponent | Date | qs | min | Total | | 3-Pointers | | Free throws | | Rebounds | | | | | | | | | | |
|-----------------------|----------|-----|-----|--------|------|------------|------|-------------|------|----------|-----|-----|-----|----|---|-----|-----|-----|-----|-----|
| | | | | fg-fga | pct | 3fg-fga | pct | ft-fa | pct | off | def | tot | avg | pf | a | t/o | blk | stl | pts | avg |
| vs UC Davis | 11/11/16 | 4 | 0-0 | .000 | 0-0 | .000 | 0-0 | .000 | 0 | 0 | 0 | 0 | 0.0 | 1 | 0 | 0 | 0 | 0 | 0 | 0.0 |
| vs Northern Arizona | 11/12/16 | 5 | 0-1 | .000 | 0-1 | .000 | 0-0 | .000 | 0 | 0 | 0 | 0 | 0.0 | 0 | 0 | 0 | 0 | 0 | 0 | 0.0 |
| at Santa Clara | 11/13/16 | 5 | 1-2 | .500 | 0-0 | .000 | 0-0 | .000 | 0 | 1 | 0 | 1 | 0.3 | 2 | 0 | 1 | 0 | 0 | 2 | 0.7 |
| at Middle Tennessee | 11/19/16 | 2 | 0-0 | .000 | 0-0 | .000 | 0-0 | .000 | 0 | 0 | 0 | 0 | 0.3 | 0 | 0 | 0 | 0 | 0 | 0 | 0.5 |
| at Canisius | 11/23/16 | 3 | 0-0 | .000 | 0-0 | .000 | 0-0 | .000 | 0 | 0 | 0 | 0 | 0.2 | 0 | 0 | 0 | 0 | 0 | 0 | 0.4 |
| REINHARDT | 11/26/16 | dnp | - | - | - | - | - | - | - | - | - | - | - | - | - | - | - | - | - | - |
| at Vanderbilt | 11/29/16 | 3 | 0-0 | .000 | 0-0 | .000 | 0-0 | .000 | 0 | 1 | 1 | 0.3 | 0 | 0 | 0 | 0 | 0 | 0 | 0 | 0.3 |
| at LIPSCOMB | 12/03/16 | 1 | 0-0 | .000 | 0-0 | .000 | 0-0 | .000 | 0 | 0 | 0 | 0.3 | 2 | 0 | 0 | 0 | 0 | 0 | 0 | 0.3 |
| at NC State | 12/10/16 | dnp | - | - | - | - | - | - | - | - | - | - | - | - | - | - | - | - | - | - |
| ALABAMA STATE | 12/14/16 | 14 | 2-4 | .500 | 0-1 | .000 | 0-1 | .000 | 0 | 5 | 5 | 0.9 | 1 | 1 | 0 | 3 | 1 | 4 | 0.8 | 0.7 |
| at Duke | 12/19/16 | 3 | 0-1 | .000 | 0-0 | .000 | 0-0 | .000 | 0 | 0 | 0 | 0.8 | 2 | 0 | 0 | 0 | 0 | 1 | 0 | 0.8 |
| COVENANT | 12/27/16 | 12 | 2-4 | .500 | 0-1 | .000 | 0-0 | .000 | 2 | 0 | 2 | 0.9 | 2 | 1 | 2 | 0 | 0 | 4 | 1.0 | 1.0 |
| at Murray State | 12/31/16 | dnp | - | - | - | - | - | - | - | - | - | - | - | - | - | - | - | - | - | - |
| KENNESAW STATE | 01/02/17 | dnp | - | - | - | - | - | - | - | - | - | - | - | - | - | - | - | - | - | - |
| SOUTHEAST MISSOURI | 01/05/17 | dnp | - | - | - | - | - | - | - | - | - | - | - | - | - | - | - | - | - | - |
| UT MARTIN | 01/07/17 | dnp | - | - | - | - | - | - | - | - | - | - | - | - | - | - | - | - | - | - |
| at Eastern Kentucky | 01/12/17 | dnp | - | - | - | - | - | - | - | - | - | - | - | - | - | - | - | - | - | - |
| at Morehead State | 01/14/17 | dnp | - | - | - | - | - | - | - | - | - | - | - | - | - | - | - | - | - | - |
| TENNESSEE TECH | 01/19/17 | dnp | - | - | - | - | - | - | - | - | - | - | - | - | - | - | - | - | - | - |
| JACKSONVILLE STATE | 01/21/17 | dnp | - | - | - | - | - | - | - | - | - | - | - | - | - | - | - | - | - | - |
| at SIUE | 01/25/17 | dnp | - | - | - | - | - | - | - | - | - | - | - | - | - | - | - | - | - | - |
| BELMONT | 01/28/17 | dnp | - | - | - | - | - | - | - | - | - | - | - | - | - | - | - | - | - | - |
| EASTERN ILLINOIS | 02/02/17 | dnp | - | - | - | - | - | - | - | - | - | - | - | - | - | - | - | - | - | - |
| at Austin Peay | 02/04/17 | dnp | - | - | - | - | - | - | - | - | - | - | - | - | - | - | - | - | - | - |
| at Tennessee Tech | 02/09/17 | dnp | - | - | - | - | - | - | - | - | - | - | - | - | - | - | - | - | - | - |
| at Jacksonville State | 02/11/17 | dnp | - | - | - | - | - | - | - | - | - | - | - | - | - | - | - | - | - | - |
| MOREHEAD STATE | 02/16/17 | dnp | - | - | - | - | - | - | - | - | - | - | - | - | - | - | - | - | - | - |
| Totals | | 0 | 52 | 5-12 | .417 | 0-3 | .000 | 0-1 | .000 | 3 | 6 | 9 | 0.9 | 10 | 2 | 3 | 3 | 2 | 10 | 1.0 |

Games played: 10
 Minutes/game: 5.2
 Points/game: 1.0
 FG Pct: 41.7
 3FG Pct: 0.0
 FT Pct: 0.0

Rebounds/game: 0.9
 Assists/game: 0.2
 Turnovers/game: 0.3
 Assist/turnover ratio: 0.7
 Steals/game: 0.2
 Blocks/game: 0.3

CAREER STATISTICS ▶▶

▶▶ ATTENDED ALABAMA A&M FOR 2 SEASONS, PLAYING IN 2013-14 & REDSHIRTING IN 2014-15 ▶▶ PLAYED 2015-16 SEASON AT HOLMES COMMUNITY COLLEGE IN MISSISSIPPI

| | | | Total | | 3-Point | | F-Throws | | Rebounds | | | | | | | | | | | Scoring | |
|----------|-------|---------|--------|------|---------|------|----------|------|----------|-----|-----|-----|----|----|-----|----|-----|-----|-----|---------|--|
| Season | gp-gs | min/avg | fg-fga | pct | fg-fga | pct | ft-fa | pct | off | def | tot | avg | pf | fo | ast | to | blk | stl | pts | avg | |
| 2013-14* | 12-0 | 61/5.1 | 4-11 | .364 | 0-0 | .000 | 5-8 | .625 | 5 | 12 | 17 | 1.4 | 12 | 0 | 1 | 5 | 1 | 0 | 13 | 1.1 | |
| 2016-17 | 10-0 | 52/5.2 | 5-12 | .417 | 0-3 | .000 | 0-1 | .000 | 3 | 6 | 9 | 0.9 | 10 | 0 | 2 | 3 | 3 | 2 | 10 | 1.0 | |
| TOTAL | 10-0 | 52/5.2 | 5-12 | .417 | 0-3 | .000 | 0-1 | .000 | 3 | 6 | 9 | 0.9 | 10 | 0 | 2 | 3 | 3 | 2 | 10 | 1.0 | |
| All* | 22-0 | 113/5.1 | 9-23 | .391 | 0-3 | .000 | 5-9 | .556 | 8 | 18 | 26 | 1.2 | 22 | 0 | 3 | 8 | 4 | 2 | 23 | 1.0 | |

* Statistics from prior team/school



CHRISTIAN MEKOWULU

6-9 | 240 | R-So. | F
Lagos, Nigeria
(Covenant Christian HS (Ga.))

2016-17 HIGHS ▶▶

Points: 12 (3x, last at Austin Peay, 2/4/17)
FG Made: 5 (2x, last at Austin Peay, 2/4/17)
3-PT FG Made: 0
FT Made: 4 (2x, last vs. Alabama St., 12/14/16)
Rebounds: 9 (2x, last at Austin Peay, 2/4/17)
Assists: 2 (at NC State, 12/10/16)
Steals: 2 (5x, last at Jacksonville St., 2/11/17)
Blocks: 3 (vs. Morehead St., 2/16/17)
Minutes: 30 (at NC State, 12/10/16)

CAREER HIGHS ▶▶

Points: 20 (at Morehead St., 2/5/15)
FG Made: 7 (at Morehead St., 2/5/15)
3-PT FG Made: 0
FT Made: 9 (vs. Southeast Missouri, 1/3/15)
Rebounds: 13 (at Hampton, 12/19/14)
Assists: 3 (at Tennessee, 12/27/14)
Steals: 3 (vs. Morehead St., 2/23/15)
Blocks: 3 (2x, last vs. Morehead St., 2/16/17)
Minutes: 35 (at Middle Tennessee, 12/21/14)

SPECIALTY STATISTICS ▶▶

| CATEGORY | '16-17 | CAREER |
|-------------------------|--------|--------|
| Double-Digit Points: | 5 | 13 |
| Double-Digit Rebounds: | 0 | 5 |
| Double-Doubles: | 0 | 2 |
| 20+ Point Games: | 0 | 1 |
| 30+ Point Games: | 0 | 0 |
| Lead TSU in Scoring: | 0 | 6 |
| Lead TSU in Rebounding: | 0 | 12 |
| Lead TSU in Assists: | 0 | 0 |

CHRISTIAN MEKOWULU INFORMATION ▶▶

▶ mek-uh-WUU-Luu

TENNESSEE STATE, 2015-16 SEASON

▶ Missed the 2015-16 season due to knee injury

TENNESSEE STATE, 2014-15 SEASON

▶ Led TSU in rebounding 12 times
 ▶ OVC Co-Freshman of the Week (12/1/14)
 ▶ OVC Freshman of the Week (1/5/15)
 ▶ Double-doubles vs. Kennesaw State (16 pts & 11 rebs) and SIUE (12 pts & 12 rebs)

HIGH SCHOOL/OTHER

▶ Averaged double-double of 12 ppg and 11 rpg as a senior at Covenant Christian Ministries Academy
 ▶ 14th best forward & 36th best player from Ga. according to maxpreps.com
 ▶ Has a 7'3 Wingspan, which is the longest on the team

GAME-BY-GAME STATISTICS ▶▶

| Opponent | Date | gs | min | Total | | 3-Pointers | | Free throws | | Rebounds | | | | | | | | | | | |
|-----------------------|----------|----|-----|--------|-------|------------|------|-------------|-------|----------|-----|-----|-----|----|----|-----|-----|-----|-----|-----|-----|
| | | | | fg-fga | pct | 3fg-fga | pct | ft-fa | pct | off | def | tot | avg | pf | a | t/o | blk | stl | pts | avg | |
| vs UC Davis | 11/11/16 | 11 | 2-4 | .500 | 0-0 | .000 | 0-0 | .000 | 2-4 | 1.000 | 0 | 2 | 2 | 4 | 6 | 6.0 | 5 | 0 | 0 | 4 | 4.0 |
| vs Northern Arizona | 11/12/16 | 6 | 1-2 | .500 | 0-0 | .000 | 2-2 | 1.000 | 0 | 2 | 2 | 4 | 4.0 | 4 | 0 | 0 | 1 | 0 | 4 | 4.0 | |
| at Santa Clara | 11/13/16 | 12 | 0-1 | .000 | 0-0 | .000 | 0-0 | .000 | 0 | 0 | 0 | 2.7 | 2 | 1 | 1 | 1 | 0 | 0 | 0 | 2.7 | |
| at Middle Tennessee | 11/19/16 | 13 | 0-1 | .000 | 0-0 | .000 | 0-0 | .000 | 0 | 0 | 0 | 2.0 | 2 | 0 | 2 | 1 | 0 | 0 | 0 | 2.0 | |
| at Canisius | 11/23/16 | 21 | 2-5 | .400 | 0-0 | .000 | 2-4 | .500 | 2 | 4 | 6 | 2.8 | 2 | 0 | 2 | 1 | 2 | 6 | 2.8 | | |
| REINHARDT | 11/26/16 | 19 | 4-7 | .571 | 0-0 | .000 | 3-3 | 1.000 | 1 | 1 | 2 | 2.7 | 0 | 0 | 1 | 0 | 0 | 11 | 4.2 | | |
| at Vanderbilt | 11/29/16 | 19 | 0-0 | .000 | 0-0 | .000 | 1-2 | .500 | 1 | 0 | 1 | 2.4 | 3 | 0 | 2 | 1 | 0 | 1 | 3.7 | | |
| at LIPSCOMB | 12/03/16 | 10 | 3-7 | .429 | 0-0 | .000 | 4-5 | .800 | 3 | 0 | 3 | 2.5 | 4 | 0 | 1 | 2 | 0 | 10 | 4.5 | | |
| at NC State | 12/10/16 | 30 | 1-6 | .167 | 0-0 | .000 | 3-4 | .750 | 3 | 6 | 9 | 3.2 | 2 | 2 | 4 | 0 | 1 | 5 | 4.6 | | |
| ALABAMA STATE | 12/14/16 | 22 | 4-6 | .667 | 0-0 | .000 | 4-7 | .571 | 0 | 5 | 5 | 3.4 | 1 | 0 | 2 | 1 | 1 | 12 | 5.3 | | |
| at Duke | 12/19/16 | 15 | 1-2 | .500 | 0-0 | .000 | 0-0 | .000 | 0 | 4 | 4 | 3.5 | 5 | 0 | 0 | 1 | 0 | 2 | 5.0 | | |
| COVENANT | 12/27/16 | 16 | 0-0 | .000 | 0-0 | .000 | 3-4 | .750 | 0 | 4 | 4 | 3.5 | 0 | 1 | 0 | 0 | 0 | 3 | 4.8 | | |
| at Murray State | 12/31/16 | 8 | 0-0 | .000 | 0-0 | .000 | 0-0 | .000 | 0 | 0 | 0 | 3.2 | 5 | 0 | 1 | 0 | 0 | 0 | 4.5 | | |
| KENNESAW STATE | 01/02/17 | * | 13 | 1-2 | .500 | 0-0 | .000 | 2-2 | 1.000 | 1 | 2 | 3 | 3.2 | 1 | 1 | 1 | 0 | 0 | 4 | 4.4 | |
| SOUTHEAST MISSOURI | 01/05/17 | * | 25 | 2-3 | .667 | 0-0 | .000 | 2-5 | .400 | 2 | 6 | 8 | 3.5 | 2 | 0 | 3 | 0 | 1 | 6 | 4.5 | |
| UT MARTIN | 01/07/17 | * | 21 | 0-0 | .000 | 0-0 | .000 | 0-0 | .000 | 1 | 3 | 4 | 3.6 | 1 | 0 | 2 | 2 | 0 | 4 | 4.3 | |
| at Eastern Kentucky | 01/12/17 | * | 16 | 1-3 | .333 | 0-0 | .000 | 2-3 | .667 | 3 | 3 | 6 | 3.7 | 5 | 0 | 1 | 0 | 0 | 4 | 4.2 | |
| at Morehead State | 01/14/17 | * | 23 | 1-1 | 1.000 | 0-0 | .000 | 0-0 | .000 | 0 | 2 | 2 | 3.6 | 3 | 1 | 0 | 0 | 0 | 2 | 4.1 | |
| TENNESSEE TECH | 01/19/17 | * | 25 | 3-4 | .750 | 0-0 | .000 | 1-4 | .250 | 4 | 2 | 6 | 3.7 | 2 | 0 | 1 | 1 | 2 | 7 | 4.3 | |
| JACKSONVILLE STATE | 01/21/17 | * | 20 | 0-3 | .000 | 0-1 | .000 | 0-0 | .000 | 1 | 0 | 1 | 3.6 | 5 | 0 | 2 | 0 | 0 | 0 | 4.1 | |
| at SIUE | 01/25/17 | * | 26 | 5-9 | .556 | 0-0 | .000 | 2-3 | .667 | 1 | 4 | 5 | 3.7 | 4 | 1 | 1 | 2 | 0 | 12 | 4.4 | |
| BELMONT | 01/28/17 | * | 11 | 2-4 | .500 | 0-0 | .000 | 1-2 | .500 | 1 | 2 | 3 | 3.6 | 3 | 0 | 0 | 0 | 2 | 5 | 4.5 | |
| EASTERN ILLINOIS | 02/02/17 | * | 24 | 0-1 | .000 | 0-0 | .000 | 2-3 | .667 | 2 | 2 | 4 | 3.7 | 5 | 1 | 3 | 1 | 0 | 2 | 4.3 | |
| at Austin Peay | 02/04/17 | * | 22 | 5-6 | .833 | 0-0 | .000 | 2-2 | 1.000 | 2 | 7 | 9 | 3.9 | 5 | 1 | 2 | 1 | 1 | 12 | 4.7 | |
| at Tennessee Tech | 02/09/17 | * | 18 | 0-2 | .000 | 0-0 | .000 | 0-0 | .000 | 0 | 0 | 0 | 3.7 | 2 | 0 | 1 | 0 | 0 | 0 | 4.5 | |
| at Jacksonville State | 02/11/17 | * | 22 | 0-1 | .000 | 0-0 | .000 | 2-6 | .333 | 1 | 2 | 3 | 3.7 | 1 | 0 | 1 | 0 | 2 | 2 | 4.4 | |
| MOREHEAD STATE | 02/16/17 | * | 26 | 3-4 | .750 | 0-0 | .000 | 3-4 | .750 | 2 | 5 | 7 | 3.8 | 1 | 1 | 2 | 3 | 1 | 9 | 4.6 | |
| Totals | | 14 | 494 | 41-84 | .488 | 0-1 | .000 | 41-65 | .631 | 33 | 70 | 103 | 3.8 | 75 | 10 | 36 | 19 | 15 | 123 | 4.6 | |

Games played: 27
 Minutes/game: 18.3
 Points/game: 4.6
 FG Pct: 48.8
 3FG Pct: 0.0
 FT Pct: 63.1

Rebounds/game: 3.8
 Assists/game: 0.4
 Turnovers/game: 1.3
 Assist/turnover ratio: 0.3
 Steals/game: 0.6
 Blocks/game: 0.7

CAREER STATISTICS ▶▶

▶▶ MISSED THE 2015-16 SEASON DUE TO KNEE INJURY

| | | | Total | | 3-Point | | F-Throws | | | Rebounds | | | | | | | | | | | Scoring | |
|---------|-------|-----------|---------|------|---------|------|----------|------|-----|----------|-----|-----|-----|----|-----|----|-----|-----|-----|-----|---------|--|
| Season | gp-gs | min/avg | fg-fga | pct | fg-fga | pct | ft-fa | pct | off | def | tot | avg | pf | fo | ast | to | blk | stl | pts | avg | | |
| 2014-15 | 26-21 | 631/24.3 | 64-160 | .400 | 0-0 | .000 | 80-135 | .593 | 39 | 99 | 138 | 5.3 | 90 | 5 | 10 | 52 | 18 | 16 | 208 | 8.0 | | |
| 2016-17 | 27-14 | 494/18.3 | 41-84 | .488 | 0-1 | .000 | 41-65 | .631 | 33 | 70 | 103 | 3.8 | 75 | 7 | 10 | 36 | 19 | 15 | 123 | 4.6 | | |
| TOTAL | 53-35 | 1125/21.2 | 105-244 | .430 | 0-1 | .000 | 121-200 | .605 | 72 | 169 | 241 | 4.5 | 165 | 12 | 20 | 88 | 37 | 31 | 331 | 6.2 | | |



DANIEL CUMMINGS

6-5 | 220 | Fr. | G/F
Toronto, Ont.
(Orangeville Prep)

2016-17 HIGHS ▶▶

Points: 0
FG Made: 0
3-PT FG Made: 0
FT Made: 0
Rebounds: 0
Assists: 0
Steals: 0
Blocks: 0
Minutes: 0

CAREER HIGHS ▶▶

Points: 0
FG Made: 0
3-PT FG Made: 0
FT Made: 0
Rebounds: 0
Assists: 0
Steals: 0
Blocks: 0
Minutes: 0

SPECIALTY STATISTICS ▶▶

| CATEGORY | '16-17 | CAREER |
|-------------------------|--------|--------|
| Double-Digit Points: | 0 | 0 |
| Double-Digit Rebounds: | 0 | 0 |
| Double-Doubles: | 0 | 0 |
| 20+ Point Games: | 0 | 0 |
| 30+ Point Games: | 0 | 0 |
| Lead TSU in Scoring: | 0 | 0 |
| Lead TSU in Rebounding: | 0 | 0 |
| Lead TSU in Assists: | 0 | 0 |

DANIEL CUMMINGS INFORMATION ▶▶

HIGH SCHOOL / OTHER

- ▶ Played 2015-16 post-grad season at Orangeville Prep in Canada
- ▶ Averaged 11 ppg, 7 rpg and 3 apg for Orangeville Prep
- ▶ Played senior year ('14-15) at St. Benedict's Prep in Newark, N.J.
- ▶ St. Benedict's Prep went 31-6, won NJ State Prep Championship
- ▶ Put up seven points, seven rebounds and 2.5 assists per game
- ▶ First three years of high school at St. Andrew's College in Ontario
- ▶ Represented Canada at the U-17 FIBA World Championships in Dubai in 2014 and in the FIBA Americas U-16 Championships in 2013

GAME-BY-GAME STATISTICS ▶▶

▶▶ HAS NOT APPEARED IN A GAME THIS SEASON

CAREER STATISTICS ▶▶

▶▶ HAS NOT APPEARED IN A GAME IN COLLEGIATE CAREER



A'TOREY EVERETT

6-4 | 190 | So. | G

Dallas, Texas

(Murray State College)

2016-17 HIGHS ▶▶

Points: 12 (at Murray State, 12/31/16)
FG Made: 4 (2x, last at Murray State, 12/31/16)
3-PT FG Made: 1 (4x, last vs. Belmont, 1/28/17)
FT Made: 3 (3x, last at Morehead St., 1/14/17)
Rebounds: 4 (vs. Northern Arizona, 11/12/16)
Assists: 3 (vs. Jacksonville St., 1/21/17)
Steals: 1 (2x, last at Tennessee Tech, 2/9/17)
Blocks: 1 (vs. Tennessee Tech, 1/19/17)
Minutes: 25 (vs. Southeast Missouri, 1/5/17)

CAREER HIGHS ▶▶

Points: 12 (at Murray State, 12/31/16)
FG Made: 4 (2x, last at Murray State, 12/31/16)
3-PT FG Made: 1 (4x, last vs. Belmont, 1/28/17)
FT Made: 3 (3x, last at Morehead St., 1/14/17)
Rebounds: 4 (vs. Northern Arizona, 11/12/16)
Assists: 3 (vs. Jacksonville St., 1/21/17)
Steals: 1 (2x, last at Tennessee Tech, 2/9/17)
Blocks: 1 (vs. Tennessee Tech, 1/19/17)
Minutes: 25 (vs. Southeast Missouri, 1/5/17)

SPECIALTY STATISTICS ▶▶

| CATEGORY | '16-17 | CAREER |
|-------------------------|--------|--------|
| Double-Digit Points: | 2 | 2 |
| Double-Digit Rebounds: | 0 | 0 |
| Double-Doubles: | 0 | 0 |
| 20+ Point Games: | 0 | 0 |
| 30+ Point Games: | 0 | 0 |
| Lead TSU in Scoring: | 0 | 0 |
| Lead TSU in Rebounding: | 0 | 0 |
| Lead TSU in Assists: | 1 | 1 |

A'TOREY EVERETT INFORMATION ▶▶

▶ uh-TORE-ee

HIGH SCHOOL / OTHER

- ▶ Averaged 21 ppg as a senior at Berkner HS in Texas
- ▶ Earned District MVP
- ▶ Second Team All-State in Texas

MURRAY STATE COLLEGE, 2015-16 SEASON

- ▶ Spent freshman year at Murray State College, a junior college in Oklahoma
- ▶ Led MSC with 17.4 points per game
- ▶ Averaged 3.3 rebounds and 3.0 assists per game
- ▶ Shot 46.0 percent overall and 45.7 percent from three-point range
- ▶ Scored in double figures 25 times as a freshman
- ▶ Scored a season-high 43 points against Carl Albert State

GAME-BY-GAME STATISTICS ▶▶

| Opponent | Date | gs | min | Total | | 3-Pointers | | Free throws | | Rebounds | | | | pf | a | t/o | blk | stl | pts | avg |
|-----------------------|----------|-----|-----|--------|------|------------|------|-------------|------|----------|-----|-----|-----|----|----|-----|-----|-----|-----|-----|
| | | | | fg-fga | pct | 3fg-fga | pct | ft-fa | pct | off | def | tot | avg | | | | | | | |
| vs UC Davis | 11/11/16 | 6 | 1-1 | 1.000 | 1-1 | 1.000 | 0-0 | .000 | 0-0 | 0 | 0 | 0 | 0.0 | 1 | 0 | 2 | 0 | 0 | 3 | 3.0 |
| vs Northern Arizona | 11/12/16 | 8 | 1-3 | .333 | 0-0 | .000 | 2-2 | 1.000 | 1 | 3 | 4 | 2.0 | 0 | 0 | 1 | 0 | 0 | 4 | 3.5 | |
| at Santa Clara | 11/13/16 | 6 | 0-2 | .000 | 0-0 | .000 | 0-0 | .000 | 0 | 0 | 0 | 1.3 | 1 | 1 | 0 | 0 | 0 | 0 | 2.3 | |
| at Middle Tennessee | 11/19/16 | dnp | - | - | - | - | - | - | - | - | - | - | - | - | - | - | - | - | - | |
| at Canisius | 11/23/16 | 7 | 0-0 | .000 | 0-0 | .000 | 0-0 | .000 | 0 | 1 | 1 | 1.3 | 0 | 0 | 1 | 0 | 0 | 0 | 1.8 | |
| REINHARDT | 11/26/16 | dnp | - | - | - | - | - | - | - | - | - | - | - | - | - | - | - | - | - | |
| at Vanderbilt | 11/29/16 | 3 | 0-0 | .000 | 0-0 | .000 | 0-0 | .000 | 0 | 0 | 0 | 1.0 | 0 | 0 | 0 | 0 | 0 | 0 | 1.4 | |
| at LIPSCOMB | 12/03/16 | 5 | 1-1 | 1.000 | 0-0 | .000 | 0-0 | .000 | 0 | 0 | 0 | 0.8 | 0 | 0 | 0 | 0 | 0 | 0 | 2 | 1.5 |
| at NC State | 12/10/16 | 4 | 0-0 | .000 | 0-0 | .000 | 0-0 | .000 | 0 | 2 | 2 | 1.0 | 0 | 0 | 0 | 0 | 0 | 0 | 1.3 | |
| ALABAMA STATE | 12/14/16 | 17 | 0-2 | .000 | 0-0 | .000 | 2-2 | 1.000 | 0 | 1 | 1 | 1.0 | 3 | 1 | 1 | 0 | 0 | 2 | 1.4 | |
| at Duke | 12/19/16 | 8 | 0-0 | .000 | 0-0 | .000 | 0-0 | .000 | 0 | 0 | 0 | 0.9 | 2 | 0 | 1 | 0 | 0 | 0 | 1.2 | |
| COVENANT | 12/27/16 | 16 | 4-7 | .571 | 0-0 | .000 | 2-2 | 1.000 | 0 | 3 | 3 | 1.1 | 3 | 0 | 1 | 0 | 1 | 10 | 2.1 | |
| at Murray State | 12/31/16 | 19 | 4-8 | .500 | 1-2 | .500 | 3-3 | 1.000 | 1 | 0 | 1 | 1.1 | 2 | 2 | 1 | 0 | 0 | 12 | 3.0 | |
| KENNESAW STATE | 01/02/17 | 18 | 0-2 | .000 | 0-0 | .000 | 1-2 | .500 | 0 | 1 | 1 | 1.1 | 4 | 2 | 1 | 0 | 0 | 1 | 2.8 | |
| SOUTHEAST MISSOURI | 01/05/17 | 25 | 0-1 | .000 | 0-1 | .000 | 3-4 | .750 | 0 | 1 | 1 | 1.1 | 5 | 1 | 1 | 0 | 0 | 3 | 2.8 | |
| UT MARTIN | 01/07/17 | 7 | 0-2 | .000 | 0-0 | .000 | 2-2 | 1.000 | 0 | 1 | 1 | 1.1 | 1 | 1 | 1 | 0 | 0 | 2 | 2.8 | |
| at Eastern Kentucky | 01/12/17 | 11 | 0-1 | .000 | 0-0 | .000 | 2-2 | 1.000 | 0 | 0 | 0 | 1.0 | 1 | 2 | 1 | 0 | 0 | 2 | 2.7 | |
| at Morehead State | 01/14/17 | 6 | 0-0 | .000 | 0-0 | .000 | 3-4 | .750 | 0 | 0 | 0 | 0.9 | 1 | 1 | 1 | 0 | 0 | 3 | 2.8 | |
| TENNESSEE TECH | 01/19/17 | 23 | 3-7 | .429 | 1-1 | 1.000 | 0-1 | .000 | 0 | 2 | 2 | 1.0 | 3 | 1 | 3 | 1 | 0 | 7 | 3.0 | |
| JACKSONVILLE STATE | 01/21/17 | 15 | 0-0 | .000 | 0-0 | .000 | 0-0 | .000 | 0 | 1 | 1 | 1.0 | 2 | 3 | 1 | 0 | 0 | 0 | 2.8 | |
| at SIUE | 01/25/17 | 1 | 0-0 | .000 | 0-0 | .000 | 0-0 | .000 | 0 | 0 | 0 | 0.9 | 0 | 0 | 0 | 0 | 0 | 0 | 2.7 | |
| BELMONT | 01/28/17 | 10 | 1-3 | .333 | 1-2 | .500 | 0-0 | .000 | 0 | 0 | 0 | 0.9 | 2 | 0 | 1 | 0 | 0 | 3 | 2.7 | |
| EASTERN ILLINOIS | 02/02/17 | dnp | - | - | - | - | - | - | - | - | - | - | - | - | - | - | - | - | - | |
| at Austin Peay | 02/04/17 | 2 | 1-1 | 1.000 | 0-0 | .000 | 0-0 | .000 | 1 | 0 | 1 | 0.9 | 1 | 0 | 0 | 0 | 0 | 2 | 2.7 | |
| at Tennessee Tech | 02/09/17 | 9 | 0-2 | .000 | 0-0 | .000 | 0-0 | .000 | 0 | 1 | 1 | 0.9 | 1 | 2 | 1 | 0 | 1 | 0 | 2.5 | |
| at Jacksonville State | 02/11/17 | 4 | 0-0 | .000 | 0-0 | .000 | 0-1 | .000 | 0 | 0 | 0 | 0.9 | 0 | 0 | 0 | 0 | 0 | 0 | 2.4 | |
| MOREHEAD STATE | 02/16/17 | dnp | - | - | - | - | - | - | - | - | - | - | - | - | - | - | - | - | - | |
| Totals | | 0 | 230 | 16-43 | .372 | 4-7 | .571 | 20-25 | .800 | 3 | 17 | 20 | 0.9 | 33 | 17 | 19 | 1 | 2 | 56 | 2.4 |

Games played: 23
 Minutes/game: 10.0
 Points/game: 2.4
 FG Pct: 37.2
 3FG Pct: 57.1
 FT Pct: 80.0

Rebounds/game: 0.9
 Assists/game: 0.7
 Turnovers/game: 0.8
 Assist/turnover ratio: 0.9
 Steals/game: 0.1
 Blocks/game: 0.0

CAREER STATISTICS ▶▶

▶▶ PLAYED 2015-16 SEASON AT MURRAY STATE COLLEGE, A JUNIOR COLLEGE IN OKLAHOMA

| | | | Total | | 3-Point | | F-Throws | | Rebounds | | | | | | | | | | | Scoring | |
|---------|-------|----------|--------|------|---------|------|----------|------|----------|-----|-----|-----|----|----|-----|----|-----|-----|-----|---------|--|
| Season | gp-gs | min/avg | fg-fga | pct | fg-fga | pct | ft-fa | pct | off | def | tot | avg | pf | fo | ast | to | blk | stl | pts | avg | |
| 2016-17 | 23-0 | 230/10.0 | 16-43 | .372 | 4-7 | .571 | 20-25 | .800 | 3 | 17 | 20 | 0.9 | 33 | 1 | 17 | 19 | 1 | 2 | 56 | 2.4 | |
| TOTAL | 23-0 | 230/10.0 | 16-43 | .372 | 4-7 | .571 | 20-25 | .800 | 3 | 17 | 20 | 0.9 | 33 | 1 | 17 | 19 | 1 | 2 | 56 | 2.4 | |



KHALILL SPENCER

6-4 | 230 | R-Fr. | G/F
Memphis, Tenn.
(Ridgeway HS)

2016-17 HIGHS ▶▶

Points: 2 (vs. Covenant, 12/27/16)
FG Made: 1 (vs. Covenant, 12/27/16)
3-PT FG Made: 0
FT Made: 1 (vs. Reinhardt, 11/26/16)
Rebounds: 1 (2x, last vs. Covenant, 12/27/16)
Assists: 0
Steals: 1 (vs. Reinhardt, 11/26/16)
Blocks: 0
Minutes: 5 (vs. Reinhardt, 11/26/16)

CAREER HIGHS ▶▶

Points: 2 (vs. Covenant, 12/27/16)
FG Made: 1 (vs. Covenant, 12/27/16)
3-PT FG Made: 0
FT Made: 1 (vs. Reinhardt, 11/26/16)
Rebounds: 1 (2x, last vs. Covenant, 12/27/16)
Assists: 0
Steals: 1 (vs. Reinhardt, 11/26/16)
Blocks: 0
Minutes: 5 (vs. Reinhardt, 11/26/16)

SPECIALTY STATISTICS ▶▶

| CATEGORY | '16-17 | CAREER |
|-------------------------|--------|--------|
| Double-Digit Points: | 0 | 0 |
| Double-Digit Rebounds: | 0 | 0 |
| Double-Doubles: | 0 | 0 |
| 20+ Point Games: | 0 | 0 |
| 30+ Point Games: | 0 | 0 |
| Lead TSU in Scoring: | 0 | 0 |
| Lead TSU in Rebounding: | 0 | 0 |
| Lead TSU in Assists: | 0 | 0 |

KHALILL SPENCER INFORMATION ▶▶

▶ Redshirt season in 2015-16

HIGH SCHOOL / OTHER

- ▶ Four-time All-State and All-City selection
- ▶ Averaged 20 points per game as a senior
- ▶ Also played at Mitchell HS in Memphis and Booker T. Washington HS during high school career
- ▶ Averaged 20 points per contest at Booker T. Washington as a freshman and helped guide his team to a berth in the Class A State Tournament

GAME-BY-GAME STATISTICS ▶▶

| Opponent | Date | gs | min | Total | | 3-Pointers | | Free throws | | Rebounds | | | | pf | a | t/o | blk | stl | pts | avg |
|-----------------------|----------|----------|-----------|------------|--------------|------------|-------------|-------------|-------------|----------|----------|----------|------------|----------|----------|----------|----------|----------|----------|------------|
| | | | | fg | pct | 3fg | pct | ft | pct | off | def | tot | avg | | | | | | | |
| vs UC Davis | 11/11/16 | dnp | - | - | - | - | - | - | - | - | - | - | - | - | - | - | - | - | - | - |
| vs Northern Arizona | 11/12/16 | dnp | - | - | - | - | - | - | - | - | - | - | - | - | - | - | - | - | - | - |
| at Santa Clara | 11/13/16 | dnp | - | - | - | - | - | - | - | - | - | - | - | - | - | - | - | - | - | - |
| at Middle Tennessee | 11/19/16 | dnp | - | - | - | - | - | - | - | - | - | - | - | - | - | - | - | - | - | - |
| at Canisius | 11/23/16 | dnp | - | - | - | - | - | - | - | - | - | - | - | - | - | - | - | - | - | - |
| REINHARDT | 11/26/16 | 5 | 0-0 | .000 | 0-0 | .000 | 1-4 | .250 | 1 | 0 | 1 | 1.0 | 0 | 0 | 0 | 0 | 0 | 1 | 1 | 1.0 |
| at Vanderbilt | 11/29/16 | dnp | - | - | - | - | - | - | - | - | - | - | - | - | - | - | - | - | - | - |
| at LIPSCOMB | 12/03/16 | dnp | - | - | - | - | - | - | - | - | - | - | - | - | - | - | - | - | - | - |
| at NC State | 12/10/16 | dnp | - | - | - | - | - | - | - | - | - | - | - | - | - | - | - | - | - | - |
| ALABAMA STATE | 12/14/16 | 4 | 0-0 | .000 | 0-0 | .000 | 0-0 | .000 | 0 | 0 | 0 | 0.5 | 1 | 0 | 1 | 0 | 0 | 0 | 0 | 0.5 |
| at Duke | 12/19/16 | 1 | 0-0 | .000 | 0-0 | .000 | 0-0 | .000 | 0 | 0 | 0 | 0.3 | 0 | 0 | 0 | 0 | 0 | 0 | 0 | 0.3 |
| COVENANT | 12/27/16 | 4 | 1-1 | 1.000 | 0-0 | .000 | 0-0 | .000 | 0 | 1 | 1 | 0.5 | 1 | 0 | 1 | 0 | 0 | 0 | 2 | 0.8 |
| at Murray State | 12/31/16 | dnp | - | - | - | - | - | - | - | - | - | - | - | - | - | - | - | - | - | - |
| KENNESAW STATE | 01/02/17 | dnp | - | - | - | - | - | - | - | - | - | - | - | - | - | - | - | - | - | - |
| SOUTHEAST MISSOURI | 01/05/17 | dnp | - | - | - | - | - | - | - | - | - | - | - | - | - | - | - | - | - | - |
| UT MARTIN | 01/07/17 | dnp | - | - | - | - | - | - | - | - | - | - | - | - | - | - | - | - | - | - |
| at Eastern Kentucky | 01/12/17 | dnp | - | - | - | - | - | - | - | - | - | - | - | - | - | - | - | - | - | - |
| at Morehead State | 01/14/17 | dnp | - | - | - | - | - | - | - | - | - | - | - | - | - | - | - | - | - | - |
| TENNESSEE TECH | 01/19/17 | dnp | - | - | - | - | - | - | - | - | - | - | - | - | - | - | - | - | - | - |
| JACKSONVILLE STATE | 01/21/17 | dnp | - | - | - | - | - | - | - | - | - | - | - | - | - | - | - | - | - | - |
| at SIUE | 01/25/17 | 1 | 0-0 | .000 | 0-0 | .000 | 0-0 | .000 | 0 | 0 | 0 | 0.4 | 0 | 0 | 0 | 0 | 0 | 0 | 0 | 0.6 |
| BELMONT | 01/28/17 | dnp | - | - | - | - | - | - | - | - | - | - | - | - | - | - | - | - | - | - |
| EASTERN ILLINOIS | 02/02/17 | dnp | - | - | - | - | - | - | - | - | - | - | - | - | - | - | - | - | - | - |
| at Austin Peay | 02/04/17 | dnp | - | - | - | - | - | - | - | - | - | - | - | - | - | - | - | - | - | - |
| at Tennessee Tech | 02/09/17 | dnp | - | - | - | - | - | - | - | - | - | - | - | - | - | - | - | - | - | - |
| at Jacksonville State | 02/11/17 | dnp | - | - | - | - | - | - | - | - | - | - | - | - | - | - | - | - | - | - |
| MOREHEAD STATE | 02/16/17 | dnp | - | - | - | - | - | - | - | - | - | - | - | - | - | - | - | - | - | - |
| Totals | | 0 | 15 | 1-1 | 1.000 | 0-0 | .000 | 1-4 | .250 | 1 | 1 | 2 | 0.4 | 2 | 0 | 2 | 0 | 1 | 3 | 0.6 |

Games played: 5
Minutes/game: 3.0
Points/game: 0.6
FG Pct: 100.0
FT Pct: 25.0

Rebounds/game: 0.4
Turnovers/game: 0.4
Steals/game: 0.2

CAREER STATISTICS ▶▶

▶▶ REDSHIRTED IN FIRST SEASON AT TSU IN 2015-16

| | | | Total | | 3-Point | | F-Throws | | Rebounds | | | | | | | | | | Scoring | |
|---------|-------|---------|--------|-------|---------|------|----------|------|----------|-----|-----|-----|----|----|-----|----|-----|-----|---------|-----|
| Season | gp-gs | min/avg | fg-fga | pct | fg-fga | pct | ft-fa | pct | off | def | tot | avg | pf | fo | ast | to | blk | stl | pts | avg |
| 2016-17 | 5-0 | 15/3.0 | 1-1 | 1.000 | 0-0 | .000 | 1-4 | .250 | 1 | 1 | 2 | 0.4 | 2 | 0 | 0 | 2 | 0 | 1 | 3 | 0.6 |
| TOTAL | 5-0 | 15/3.0 | 1-1 | 1.000 | 0-0 | .000 | 1-4 | .250 | 1 | 1 | 2 | 0.4 | 2 | 0 | 0 | 2 | 0 | 1 | 3 | 0.6 |



WAYNE MARTIN

6-7 | 237 | R-Sr. | F
Brooklyn, N.Y.
(Navarro College)

2016-17 HIGHS ▶▶

Points: 26 (at Morehead St., 1/14/17)
FG Made: 11 (at Morehead St., 1/14/17)
3-PT FG Made: 2 (at Santa Clara, 11/13/16)
FT Made: 5 (5x, last vs. Belmont, 1/28/17)
Rebounds: 17 (2x, last vs. Tennessee Tech, 1/19/17)
Assists: 3 (at Morehead St., 1/14/17)
Steals: 4 (at SIUE, 1/25/17)
Blocks: 4 (vs. Morehead St., 2/16/17)
Minutes: 40 (at Murray State, 12/31/16)

CAREER HIGHS ▶▶

Points: 27 (at Loyola, 11/13/15)
FG Made: 11 (at Morehead St., 1/14/17)
3-PT FG Made: 2 (at Santa Clara, 11/13/16)
FT Made: 8 (vs. Fisk, 11/18/15)
Rebounds: 21 (at Loyola, 11/13/15)
Assists: 3 (3x, last at Morehead St., 1/14/17)
Steals: 4 (at SIUE, 1/25/17)
Blocks: 7 (vs. Wagner, 2/1/14)
Minutes: 42 (at Stetson, 12/14/15)

SPECIALTY STATISTICS ▶▶

| CATEGORY | '16-17 | @TSU | D-1 CAREER |
|-------------------------|--------|------|------------|
| Double-Digit Points: | 22 | 39 | 45 |
| Double-Digit Rebounds: | 11 | 24 | 24 |
| Double-Doubles: | 10 | 20 | 20 |
| 20+ Point Games: | 3 | 6 | 6 |
| 30+ Point Games: | 0 | 0 | 0 |
| Lead TSU in Scoring: | 9 | 13 | -- |
| Lead TSU in Rebounding: | 16 | 35 | -- |
| Lead TSU in Assists: | 0 | 0 | -- |

WAYNE MARTIN INFORMATION ▶▶

TENNESSEE STATE, 2016-17 SEASON

- ▶ Preseason All-Ohio Valley Conference selection
- ▶ Double-doubles vs. UC Davis, MTSU, Canisius, Lipscomb, Covenant, Murray State, Kennesaw State, Eastern Kentucky, Tennessee Tech and Morehead State

TENNESSEE STATE, 2015-16 SEASON

- ▶ Led TSU & was third in the OVC with 9.1 rebounds per game
- ▶ TSU's third-leading scorer with 11.1 points per game
- ▶ Posted a team-high 10 double-doubles
- ▶ In first game, went for 27 points & 21 rebounds at Loyola MD, first 20/20 game for an OVC player since Kenneth Faried in 2010-11
- ▶ OVC Newcomer of the Week - 11/16/15
- ▶ OVC Co-Newcomer of the Week - 12/21/15

NAVARRO COLLEGE (TEXAS), 2014-15 SEASON

- ▶ Rated the No. 87 Junior College transfer in the nation by Lindy's Sports
- ▶ All-Region XIV North Zone Honorable Mention accolades
- ▶ Averaged 15.4 points and 9.5 rebounds per game

ST. FRANCIS BROOKLYN, 2012-13 & 2013-14 SEASONS

- ▶ Averaged 7.0 pts, 4.9 rebs and 1.4 blocks in 31 games in '13-14
- ▶ Scored in double figures in seven games
- ▶ Posted 17 pts and 8 rebs in season-opening win at Miami (Fla.)
- ▶ Redshirted in '12-13

HIGH SCHOOL / OTHER

- ▶ Averaged 12.1 points & 8.3 rebounds for South Shore HS in Brooklyn

GAME-BY-GAME STATISTICS ▶▶

| Opponent | Date | qs | min | Total | | 3-Pointers | | Free throws | | Rebounds | | | | | | | | | | | |
|-----------------------|----------|----|-----|--------|---------|------------|-------|-------------|--------|----------|-----|-----|------|-----|----|-----|-----|-----|-----|------|------|
| | | | | fg-fga | pct | 3fg-fga | pct | ft-fa | pct | off | def | tot | avg | pf | a | t/o | blk | stl | pts | avg | |
| vs UC Davis | 11/11/16 | * | 33 | 7-15 | .467 | 0-2 | .000 | 5-9 | .556 | 3 | 12 | 15 | 15.0 | 3 | 1 | 0 | 0 | 0 | 19 | 19.0 | |
| vs Northern Arizona | 11/12/16 | * | 29 | 1-6 | .167 | 0-1 | .000 | 5-6 | .833 | 3 | 6 | 9 | 12.0 | 2 | 0 | 4 | 0 | 0 | 7 | 13.0 | |
| at Santa Clara | 11/13/16 | * | 29 | 5-6 | .833 | 2-2 | 1.000 | 0-0 | .000 | 3 | 6 | 9 | 11.0 | 3 | 0 | 2 | 0 | 0 | 12 | 12.7 | |
| at Middle Tennessee | 11/19/16 | * | 36 | 9-13 | .692 | 1-1 | 1.000 | 3-4 | .750 | 3 | 10 | 13 | 11.5 | 2 | 1 | 2 | 1 | 0 | 22 | 15.0 | |
| at Canisius | 11/23/16 | * | 32 | 6-9 | .667 | 0-0 | .000 | 2-4 | .500 | 4 | 10 | 14 | 12.0 | 2 | 0 | 3 | 1 | 1 | 14 | 14.8 | |
| REINHARDT | 11/26/16 | * | 23 | 4-5 | .800 | 0-0 | .000 | 2-2 | 1.000 | 1 | 3 | 4 | 10.7 | 2 | 0 | 3 | 2 | 1 | 10 | 14.0 | |
| at Vanderbilt | 11/29/16 | * | 28 | 2-5 | .400 | 0-1 | .000 | 1-2 | .500 | 1 | 3 | 4 | 9.7 | 2 | 0 | 4 | 0 | 0 | 5 | 12.7 | |
| at LIPSCOMB | 12/03/16 | * | 33 | 6-12 | .500 | 0-1 | .000 | 4-4 | 1.000 | 5 | 7 | 12 | 10.0 | 3 | 0 | 5 | 1 | 0 | 16 | 13.1 | |
| at NC State | 12/10/16 | * | 29 | 7-15 | .467 | 0-0 | .000 | 2-2 | 1.000 | 6 | 3 | 9 | 9.9 | 5 | 0 | 2 | 2 | 1 | 16 | 13.4 | |
| ALABAMA STATE | 12/14/16 | * | 22 | 2-5 | .400 | 0-1 | .000 | 1-2 | .500 | 4 | 9 | 13 | 10.2 | 1 | 1 | 2 | 2 | 1 | 5 | 12.6 | |
| at Duke | 12/19/16 | * | 34 | 3-6 | .500 | 0-1 | .000 | 3-6 | .500 | 0 | 5 | 5 | 9.7 | 3 | 2 | 3 | 0 | 0 | 9 | 12.3 | |
| COVENANT | 12/27/16 | * | 20 | 4-7 | .571 | 0-0 | .000 | 4-6 | .667 | 4 | 10 | 14 | 10.1 | 1 | 2 | 1 | 0 | 1 | 12 | 12.3 | |
| at Murray State | 12/31/16 | * | 40 | 7-10 | .700 | 0-1 | .000 | 5-6 | .833 | 4 | 12 | 16 | 10.5 | 5 | 0 | 3 | 3 | 0 | 19 | 12.8 | |
| KENNESAW STATE | 01/02/17 | * | 35 | 9-11 | .818 | 0-0 | .000 | 2-3 | .667 | 4 | 9 | 13 | 10.7 | 3 | 1 | 4 | 1 | 0 | 20 | 13.3 | |
| SOUTHEAST MISSOURI | 01/05/17 | * | 30 | 5-9 | .556 | 0-1 | .000 | 0-0 | .000 | 0 | 3 | 3 | 10.2 | 4 | 0 | 1 | 1 | 0 | 10 | 13.1 | |
| UT MARTIN | 01/07/17 | * | 31 | 6-8 | .750 | 0-0 | .000 | 5-6 | .833 | 2 | 7 | 9 | 10.1 | 4 | 1 | 2 | 0 | 0 | 17 | 13.3 | |
| at Eastern Kentucky | 01/12/17 | * | 35 | 7-14 | .500 | 0-0 | .000 | 0-2 | .000 | 6 | 11 | 17 | 10.5 | 4 | 0 | 2 | 1 | 0 | 14 | 13.4 | |
| at Morehead State | 01/14/17 | * | 33 | 11-14 | .786 | 0-1 | .000 | 4-6 | .667 | 2 | 6 | 8 | 10.4 | 3 | 3 | 1 | 2 | 3 | 26 | 14.1 | |
| TENNESSEE TECH | 01/19/17 | * | 39 | 5-15 | .333 | 0-1 | .000 | 5-7 | .714 | 8 | 9 | 17 | 10.7 | 3 | 0 | 3 | 0 | 0 | 15 | 14.1 | |
| JACKSONVILLE STATE | 01/21/17 | * | 27 | 6-12 | .500 | 0-1 | .000 | 3-4 | .750 | 3 | 1 | 4 | 10.4 | 3 | 0 | 1 | 0 | 2 | 15 | 14.2 | |
| at SIUE | 01/25/17 | * | 34 | 5-8 | .625 | 0-0 | .000 | 4-6 | .667 | 2 | 5 | 7 | 10.2 | 0 | 2 | 5 | 2 | 4 | 14 | 14.1 | |
| BELMONT | 01/28/17 | * | 36 | 6-9 | .667 | 1-2 | .500 | 5-7 | .714 | 3 | 5 | 8 | 10.1 | 3 | 1 | 1 | 1 | 2 | 18 | 14.3 | |
| EASTERN ILLINOIS | 02/02/17 | * | 37 | 7-11 | .636 | 1-2 | .500 | 1-3 | .333 | 2 | 4 | 6 | 10.0 | 2 | 0 | 1 | 1 | 0 | 16 | 14.4 | |
| at Austin Peay | 02/04/17 | * | 30 | 3-4 | .750 | 0-0 | .000 | 1-2 | .500 | 0 | 3 | 3 | 9.7 | 5 | 2 | 6 | 1 | 1 | 7 | 14.1 | |
| at Tennessee Tech | 02/09/17 | * | 37 | 7-11 | .636 | 1-1 | 1.000 | 0-0 | .000 | 3 | 5 | 8 | 9.6 | 2 | 2 | 1 | 1 | 2 | 15 | 14.1 | |
| at Jacksonville State | 02/11/17 | * | 33 | 8-14 | .571 | 0-1 | .000 | 2-4 | .500 | 2 | 3 | 5 | 9.4 | 3 | 0 | 1 | 0 | 2 | 18 | 14.3 | |
| MOREHEAD STATE | 02/16/17 | * | 33 | 7-11 | .636 | 0-1 | .000 | 1-1 | 1.000 | 2 | 10 | 12 | 9.5 | 3 | 1 | 5 | 4 | 1 | 15 | 14.3 | |
| Totals | | | 26 | 858 | 155-265 | .585 | 6-22 | .273 | 70-104 | .673 | 80 | 177 | 257 | 9.5 | 76 | 20 | 68 | 27 | 22 | 386 | 14.3 |

Games played: 27
 Minutes/game: 31.8
 Points/game: 14.3
 FG Pct: 58.5
 3FG Pct: 27.3
 FT Pct: 67.3

Rebounds/game: 9.5
 Assists/game: 0.7
 Turnovers/game: 2.5
 Assist/turnover ratio: 0.3
 Steals/game: 0.8
 Blocks/game: 1.0

CAREER STATISTICS ▶▶

▶▶ ATTENDED ST. FRANCIS BROOKLYN FOR 2 SEASON, REDSHIRTING IN 2012-13 AND PLAYING IN 2013-14 | ▶▶ PLAYED 2014-15 SEASON AT NAVARRO COLLEGE, A JC IN TEXAS

| | | | Total | | 3-Point | | F-Throws | | Rebounds | | | | | | | | | | Scoring | |
|----------|-------|-----------|---------|------|---------|------|----------|------|----------|-----|-----|-----|-----|----|-----|-----|-----|-----|---------|------|
| Season | gp-gs | min/avg | fg-fga | pct | fg-fga | pct | ft-fa | pct | off | def | tot | avg | pf | fo | ast | to | blk | stl | pts | avg |
| 2013-14* | 31-0 | 525/16.9 | 87-180 | .483 | 1-6 | .167 | 43-80 | .538 | 52 | 101 | 153 | 4.9 | 70 | 0 | 12 | 59 | 43 | 17 | 218 | 7.0 |
| 2015-16 | 30-18 | 763/25.4 | 130-267 | .487 | 1-13 | .077 | 71-114 | .623 | 96 | 176 | 272 | 9.1 | 83 | 4 | 9 | 66 | 34 | 22 | 332 | 11.1 |
| 2016-17 | 27-26 | 858/31.8 | 155-265 | .585 | 6-22 | .273 | 70-104 | .673 | 80 | 177 | 257 | 9.5 | 76 | 3 | 20 | 68 | 27 | 22 | 386 | 14.3 |
| TOTAL | 57-44 | 1621/28.4 | 285-532 | .536 | 7-35 | .200 | 141-218 | .647 | 176 | 353 | 529 | 9.3 | 159 | 7 | 29 | 134 | 61 | 44 | 718 | 12.6 |
| All* | 88-44 | 2146/24.4 | 372-712 | .522 | 8-41 | .195 | 184-298 | .617 | 228 | 454 | 682 | 7.8 | 229 | 7 | 41 | 193 | 104 | 61 | 936 | 10.6 |

* Statistics from prior team/school

34



JALEN DUKE

6-5 | 213 | R-Fr. | G
Nashville, Tenn.
(Martin Luther King HS)

2016-17 HIGHS ▶▶

Points: 4 (vs. Covenant, 12/27/16)
FG Made: 2 (vs. Covenant, 12/27/16)
3-PT FG Made: 0
FT Made: 0
Rebounds: 1 (vs. Covenant, 12/27/16)
Assists: 0
Steals: 2 (vs. Covenant, 12/27/16)
Blocks: 0
Minutes: 8 (vs. Reinhardt, 11/26/16)

CAREER HIGHS ▶▶

Points: 4 (vs. Covenant, 12/27/16)
FG Made: 2 (vs. Covenant, 12/27/16)
3-PT FG Made: 0
FT Made: 0
Rebounds: 1 (vs. Covenant, 12/27/16)
Assists: 0
Steals: 2 (vs. Covenant, 12/27/16)
Blocks: 0
Minutes: 8 (vs. Reinhardt, 11/26/16)

SPECIALTY STATISTICS ▶▶

| CATEGORY | '16-17 | CAREER |
|-------------------------|--------|--------|
| Double-Digit Points: | 0 | 0 |
| Double-Digit Rebounds: | 0 | 0 |
| Double-Doubles: | 0 | 0 |
| 20+ Point Games: | 0 | 0 |
| 30+ Point Games: | 0 | 0 |
| Lead TSU in Scoring: | 0 | 0 |
| Lead TSU in Rebounding: | 0 | 0 |
| Lead TSU in Assists: | 0 | 0 |

JALEN DUKE INFORMATION ▶▶

▶ Redshirt season in 2015-16

HIGH SCHOOL / OTHER

- ▶ All-time leading scorer in Martin Luther King HS history, scoring 1,882 career points as a four-year starter
- ▶ Averaged 25.0 points and 8.0 rebounds as a senior
- ▶ District 10AA All-District Team & All-District Tournament Team as a senior
- ▶ District 10AA Most Valuable Player and All-District Tournament Team as a junior after putting up 21.7 points per game
- ▶ Posted 16.0 points per game as a sophomore, earning All-District Team and All-District Tournament Team accolades

GAME-BY-GAME STATISTICS ▶▶

| Opponent | Date | gs | min | Total fg-fga | pct | 3-Pointers 3fg-fga | pct | Free throws ft-fa | pct | Rebounds off def tot | avg | pf | a | t/o | blk | stl | pts | avg |
|-----------------------|----------|-----|-----|-----------------|------|-----------------------|------|----------------------|------|-------------------------|-----|-----|-----|-----|-----|-----|-----|-----|
| vs UC Davis | 11/11/16 | dnp | - | - | - | - | - | - | - | - | - | - | - | - | - | - | - | - |
| vs Northern Arizona | 11/12/16 | dnp | - | - | - | - | - | - | - | - | - | - | - | - | - | - | - | - |
| at Santa Clara | 11/13/16 | dnp | - | - | - | - | - | - | - | - | - | - | - | - | - | - | - | - |
| at Middle Tennessee | 11/19/16 | dnp | - | - | - | - | - | - | - | - | - | - | - | - | - | - | - | - |
| at Canisius | 11/23/16 | dnp | - | - | - | - | - | - | - | - | - | - | - | - | - | - | - | - |
| REINHARDT | 11/26/16 | 8 | 1-2 | .500 | 0-0 | .000 | 0-0 | .000 | 0 | 0 | 0 | 0.0 | 0 | 0 | 0 | 0 | 2 | 2.0 |
| at Vanderbilt | 11/29/16 | dnp | - | - | - | - | - | - | - | - | - | - | - | - | - | - | - | - |
| at LIPSCOMB | 12/03/16 | dnp | - | - | - | - | - | - | - | - | - | - | - | - | - | - | - | - |
| at NC State | 12/10/16 | dnp | - | - | - | - | - | - | - | - | - | - | - | - | - | - | - | - |
| ALABAMA STATE | 12/14/16 | 7 | 0-3 | .000 | 0-1 | .000 | 0-0 | .000 | 0 | 0 | 0 | 0.0 | 0 | 0 | 0 | 0 | 1 | 1.0 |
| at Duke | 12/19/16 | 1 | 0-0 | .000 | 0-0 | .000 | 0-0 | .000 | 0 | 0 | 0 | 0.0 | 0 | 0 | 0 | 0 | 0 | 0.7 |
| COVENANT | 12/27/16 | 7 | 2-2 | 1.000 | 0-0 | .000 | 0-0 | .000 | 1 | 0 | 1 | 0.3 | 0 | 0 | 0 | 0 | 2 | 1.5 |
| at Murray State | 12/31/16 | dnp | - | - | - | - | - | - | - | - | - | - | - | - | - | - | - | - |
| KENNESAW STATE | 01/02/17 | dnp | - | - | - | - | - | - | - | - | - | - | - | - | - | - | - | - |
| SOUTHEAST MISSOURI | 01/05/17 | dnp | - | - | - | - | - | - | - | - | - | - | - | - | - | - | - | - |
| UT MARTIN | 01/07/17 | dnp | - | - | - | - | - | - | - | - | - | - | - | - | - | - | - | - |
| at Eastern Kentucky | 01/12/17 | dnp | - | - | - | - | - | - | - | - | - | - | - | - | - | - | - | - |
| at Morehead State | 01/14/17 | dnp | - | - | - | - | - | - | - | - | - | - | - | - | - | - | - | - |
| TENNESSEE TECH | 01/19/17 | dnp | - | - | - | - | - | - | - | - | - | - | - | - | - | - | - | - |
| JACKSONVILLE STATE | 01/21/17 | dnp | - | - | - | - | - | - | - | - | - | - | - | - | - | - | - | - |
| at SIUE | 01/25/17 | 1 | 0-0 | .000 | 0-0 | .000 | 0-0 | .000 | 0 | 0 | 0 | 0.2 | 0 | 0 | 0 | 0 | 0 | 1.2 |
| BELMONT | 01/28/17 | dnp | - | - | - | - | - | - | - | - | - | - | - | - | - | - | - | - |
| EASTERN ILLINOIS | 02/02/17 | dnp | - | - | - | - | - | - | - | - | - | - | - | - | - | - | - | - |
| at Austin Peay | 02/04/17 | dnp | - | - | - | - | - | - | - | - | - | - | - | - | - | - | - | - |
| at Tennessee Tech | 02/09/17 | dnp | - | - | - | - | - | - | - | - | - | - | - | - | - | - | - | - |
| at Jacksonville State | 02/11/17 | dnp | - | - | - | - | - | - | - | - | - | - | - | - | - | - | - | - |
| MOREHEAD STATE | 02/16/17 | dnp | - | - | - | - | - | - | - | - | - | - | - | - | - | - | - | - |
| Totals | | 0 | 24 | 3-7 | .429 | 0-1 | .000 | 0-0 | .000 | 1 | 0 | 1 | 0.2 | 0 | 0 | 0 | 3 | 1.2 |

Games played: 5
 Minutes/game: 4.8
 Points/game: 1.2
 FG Pct: 42.9
 3FG Pct: 0.0

Rebounds/game: 0.2
 Steals/game: 0.6

CAREER STATISTICS ▶▶

▶▶ REDSHIRTED IN FIRST SEASON AT TSU IN 2015-16

| | | | Total | | 3-Point | | F-Throws | | Rebounds | | | | | | | | | | | Scoring | |
|---------|-------|---------|--------|------|---------|------|----------|------|----------|-----|-----|-----|----|----|-----|----|-----|-----|-----|---------|--|
| Season | gp-gs | min/avg | fg-fga | pct | fg-fga | pct | ft-fa | pct | off | def | tot | avg | pf | fo | ast | to | blk | stl | pts | avg | |
| 2016-17 | 5-0 | 24/4.8 | 3-7 | .429 | 0-1 | .000 | 0-0 | .000 | 1 | 0 | 1 | 0.2 | 0 | 0 | 0 | 0 | 0 | 3 | 6 | 1.2 | |
| TOTAL | 5-0 | 24/4.8 | 3-7 | .429 | 0-1 | .000 | 0-0 | .000 | 1 | 0 | 1 | 0.2 | 0 | 0 | 0 | 0 | 0 | 3 | 6 | 1.2 | |



INDIVIDUAL GAME HIGHS ▶▶

| | | |
|--------------------------|-------------|--|
| Points | 27 | McCALL, Tahjere vs Southeast Missouri (01/05/17) |
| | 26 | MARTIN, Wayne at Morehead State (01/14/17) |
| | 25 | McCALL, Tahjere vs Kennesaw State (01/02/17) |
| | 23 | REED, Jordan at Middle Tennessee (11/19/16) |
| | 22 | McCALL, Tahjere vs Belmont (01/28/17) |
| | 22 | MARTIN, Wayne at Middle Tennessee (11/19/16) |
| Field Goals Made | 11 | MARTIN, Wayne at Morehead State (01/14/17) |
| | 10 | McCALL, Tahjere vs Southeast Missouri (01/05/17) |
| Field Goal Att. | 21 | McCALL, Tahjere vs Kennesaw State (01/02/17) |
| | 17 | McCALL, Tahjere vs Jacksonville State (01/21/17) |
| | 17 | McCALL, Tahjere vs Southeast Missouri (01/05/17) |
| FG Pct (min 5 made) | 1.000 (6-6) | HAMILTON, K. vs Reinhardt (11/26/16) |
| | .833 (5-6) | MEKOWULU, Christian at Austin Peay (02/04/17) |
| | .833 (5-6) | CHANEY, Armani vs Belmont (01/28/17) |
| | .833 (5-6) | SPENCER, Delano at SIUE (01/25/17) |
| | .833 (5-6) | REED, Jordan vs Alabama State (12/14/16) |
| | .833 (5-6) | SPENCER, Delano at Santa Clara (11/13/16) |
| | .833 (5-6) | MARTIN, Wayne at Santa Clara (11/13/16) |
| 3-Point FG Made | 5 | SPENCER, Delano at Morehead State (01/14/17) |
| | 5 | SPENCER, Delano vs UT Martin (01/07/17) |
| | 5 | REDDICK, Darreon vs Covenant (12/27/16) |
| | 5 | SPENCER, Delano vs Reinhardt (11/26/16) |
| | 5 | SPENCER, Delano at Santa Clara (11/13/16) |
| 3-Point FG Att. | 10 | SPENCER, Delano vs Tennessee Tech (01/19/17) |
| | 9 | SPENCER, Delano vs Jacksonville State (01/21/17) |
| 3-Pt FG Pct (min 2 made) | 1.000 (2-2) | CHANEY, Armani vs Jacksonville State (01/21/17) |
| | 1.000 (2-2) | MARTIN, Wayne at Santa Clara (11/13/16) |
| Free Throws Made | 12 | McCALL, Tahjere vs UC Davis (11/11/16) |
| | 11 | McCALL, Tahjere vs Tennessee Tech (01/19/17) |
| Free Throw Att. | 16 | McCALL, Tahjere vs UC Davis (11/11/16) |
| | 14 | McCALL, Tahjere vs Tennessee Tech (01/19/17) |
| FT Pct (min 3 made) | 1.000 (6-6) | CHANEY, Armani at Jacksonville State (02/11/17) |
| | 1.000 (5-5) | REDDICK, Darreon at Austin Peay (02/04/17) |
| | 1.000 (4-4) | REDDICK, Darreon vs Morehead State (02/16/17) |
| | 1.000 (4-4) | HAMILTON, K. at Tennessee Tech (02/09/17) |
| | 1.000 (4-4) | SPENCER, Delano vs Eastern Illinois (02/02/17) |
| | 1.000 (4-4) | CHANEY, Armani vs Southeast Missouri (01/05/17) |
| | 1.000 (4-4) | MARTIN, Wayne at LIPSCOMB (12/03/16) |
| | 1.000 (3-3) | REED, Jordan at Murray State (12/31/16) |
| | 1.000 (3-3) | EVERETT, A'Torey at Murray State (12/31/16) |
| | 1.000 (3-3) | REED, Jordan vs Alabama State (12/14/16) |
| | 1.000 (3-3) | MEKOWULU, Christian vs Reinhardt (11/26/16) |
| Rebounds | 17 | MARTIN, Wayne vs Tennessee Tech (01/19/17) |
| | 17 | MARTIN, Wayne at Eastern Kentucky (01/12/17) |
| Assists | 12 | McCALL, Tahjere at SIUE (01/25/17) |
| | 9 | McCALL, Tahjere vs Jacksonville State (01/21/17) |
| Steals | 6 | McCALL, Tahjere vs UC Davis (11/11/16) |
| | 5 | McCALL, Tahjere vs Kennesaw State (01/02/17) |
| Blocked Shots | 4 | MARTIN, Wayne vs Morehead State (02/16/17) |
| | 3 | MEKOWULU, Christian vs Morehead State (02/16/17) |
| | 3 | HAMILTON, K. at Tennessee Tech (02/09/17) |
| | 3 | MARTIN, Wayne at Murray State (12/31/16) |
| | 3 | WILLIAMS, Xavier vs Alabama State (12/14/16) |

TEAM GAME HIGHS ▶▶

| | | |
|-----------------------|--------------|--------------------------------|
| POINTS | 96 | REINHARDT (11/26/16) |
| | 85 | at Morehead State (01/14/17) |
| | 83 | at Murray State (12/31/16) |
| | 81 | COVENANT (12/27/16) |
| | 79 | JACKSONVILLE STATE (01/21/17) |
| FIELD GOALS MADE | 32 | REINHARDT (11/26/16) |
| | 30 | at Morehead State (01/14/17) |
| FIELD GOAL ATTEMPTS | 76 | TENNESSEE TECH (01/19/17) |
| | 66 | at LIPSCOMB (12/03/16) |
| FIELD GOAL PERCENTAGE | .571 (32-56) | REINHARDT (11/26/16) |
| | .571 (28-49) | at SIUE (01/25/17) |
| 3 PT FIELD GOALS MADE | 10 | at Tennessee Tech (02/09/17) |
| | 10 | at Santa Clara (11/13/16) |
| 3 PT FG ATTEMPTS | 25 | TENNESSEE TECH (01/19/17) |
| | 24 | at Tennessee Tech (02/09/17) |
| 3 PT FG PERCENTAGE | .625 (10-16) | at Santa Clara (11/13/16) |
| | .615 (8-13) | REINHARDT (11/26/16) |
| FREE THROWS MADE | 25 | vs UC Davis (11/11/16) |
| | 24 | TENNESSEE TECH (01/19/17) |
| | 24 | REINHARDT (11/26/16) |
| | 24 | vs Northern Arizona (11/12/16) |
| FREE THROW ATTEMPTS | 39 | REINHARDT (11/26/16) |
| | 38 | vs UC Davis (11/11/16) |
| FREE THROW PERCENTAGE | .833 (15-18) | MOREHEAD STATE (02/16/17) |
| | .813 (13-16) | at Austin Peay (02/04/17) |
| | .813 (13-16) | UT MARTIN (01/07/17) |
| REBOUNDS | 52 | TENNESSEE TECH (01/19/17) |
| | 50 | at LIPSCOMB (12/03/16) |
| ASSISTS | 21 | at SIUE (01/25/17) |
| | 17 | JACKSONVILLE STATE (01/21/17) |
| STEALS | 13 | ALABAMA STATE (12/14/16) |
| | 11 | REINHARDT (11/26/16) |
| BLOCKED SHOTS | 10 | ALABAMA STATE (12/14/16) |
| | 9 | MOREHEAD STATE (02/16/17) |
| TURNOVERS | 21 | MOREHEAD STATE (02/16/17) |
| | 20 | ALABAMA STATE (12/14/16) |
| FOULS | 35 | at Murray State (12/31/16) |
| | 27 | vs Northern Arizona (11/12/16) |

TEAM GAME LOWS ▶▶

| | | |
|-----------------------|--------------|----------------------------------|
| POINTS | 55 | at NC State (12/10/16) |
| | 55 | at Duke (12/19/16) |
| | 57 | at Jacksonville State (02/11/17) |
| | 59 | at Vanderbilt (11/29/16) |
| | 63 | at Eastern Kentucky (01/12/17) |
| FIELD GOALS MADE | 18 | at Jacksonville State (02/11/17) |
| | 20 | at Vanderbilt (11/29/16) |
| FIELD GOAL ATTEMPTS | 44 | SOUTHEAST MISSOURI (01/05/17) |
| | 47 | at Middle Tennessee (11/19/16) |
| FIELD GOAL PERCENTAGE | .303 (23-76) | TENNESSEE TECH (01/19/17) |
| | .323 (21-65) | at NC State (12/10/16) |
| 3 PT FIELD GOALS MADE | 1 | vs Northern Arizona (11/12/16) |
| | 2 | at Duke (12/19/16) |
| 3 PT FG ATTEMPTS | 9 | at Middle Tennessee (11/19/16) |
| | 10 | SOUTHEAST MISSOURI (01/05/17) |
| | 10 | MOREHEAD STATE (02/16/17) |
| 3 PT FG PERCENTAGE | .071 (1-14) | vs Northern Arizona (11/12/16) |
| | .125 (2-16) | at Duke (12/19/16) |
| FREE THROWS MADE | 8 | at Tennessee Tech (02/09/17) |
| | 9 | at NC State (12/10/16) |
| | 9 | at Duke (12/19/16) |
| | 9 | at Eastern Kentucky (01/12/17) |
| FREE THROW ATTEMPTS | 10 | at Tennessee Tech (02/09/17) |
| | 13 | at Eastern Kentucky (01/12/17) |
| FREE THROW PERCENTAGE | .480 (12-25) | at Vanderbilt (11/29/16) |
| | .526 (10-19) | at Canisius (11/23/16) |
| REBOUNDS | 20 | at Vanderbilt (11/29/16) |
| | 25 | at Morehead State (01/14/17) |
| ASSISTS | 5 | at Jacksonville State (02/11/17) |
| | 7 | at Duke (12/19/16) |
| STEALS | 2 | at Middle Tennessee (11/19/16) |
| | 3 | at Vanderbilt (11/29/16) |
| BLOCKED SHOTS | 0 | COVENANT (12/27/16) |
| | 0 | JACKSONVILLE STATE (01/21/17) |
| | 0 | at Jacksonville State (02/11/17) |
| TURNOVERS | 4 | at Jacksonville State (02/11/17) |
| | 10 | at Santa Clara (11/13/16) |
| | 10 | at Eastern Kentucky (01/12/17) |
| | 10 | BELMONT (01/28/17) |
| FOULS | 13 | REINHARDT (11/26/16) |
| | 14 | MOREHEAD STATE (02/16/17) |

**GAME 1 ►► 11/11/16 - VS. UC DAVIS - W, 78-64 - NEUTRAL**

Official Basketball Box Score -- Game Totals -- Final Statistics

UC Davis vs Tennessee State
11/11/16 4:30 p.m. at Leavey Center**UC Davis 64 • 0-1**

| # | Player | Total | | 3-Ptr | | Rebounds | | | PF | TP | A TO Blk Stl | | | | | Min |
|----------------------|-------------------|--------|-----------------|--------|-------------|----------|----------|--------------|-----|----|--------------|--|--|--|--|-----|
| | | FG-FGA | FG-FGA | FT-FTA | Off Def Tot | PF | TP | A TO Blk Stl | | | | | | | | |
| 13 | Adenrele, J.T. | 1-3 | 0-0 | 1-1 | 0 4 4 | 5 | 3 | 0 2 0 0 | 1 | 11 | | | | | | |
| 44 | Goode, Garrison | 0-0 | 0-0 | 2-5 | 1 1 2 | 2 | 2 | 1 0 0 1 | 3 | 35 | | | | | | |
| 00 | Lemar, Brynton | 5-11 | 2-7 | 2-2 | 0 2 2 | 4 | 14 | 1 2 0 0 | 26 | | | | | | | |
| 01 | White, Lawrence | 4-8 | 2-6 | 3-4 | 1 2 3 | 5 | 13 | 3 1 0 0 | 31 | | | | | | | |
| 02 | Graham, Darius | 1-4 | 0-2 | 0-0 | 0 2 2 | 4 | 2 | 4 6 0 2 | 29 | | | | | | | |
| 05 | Schneider, Siler | 7-17 | 5-10 | 3-5 | 0 2 2 | 4 | 22 | 4 3 0 1 | 28 | | | | | | | |
| 11 | Moneke, Chima | 2-6 | 0-0 | 4-10 | 4 10 14 | 2 | 8 | 1 1 1 1 | 24 | | | | | | | |
| 22 | Mooney, Joe | 0-4 | 0-3 | 0-0 | 0 2 2 | 0 | 0 | 1 0 0 0 | 10 | | | | | | | |
| 24 | Henn, Mikey | 0-0 | 0-0 | 0-0 | 0 0 0 | 4 | 0 | 0 2 0 0 | 6 | | | | | | | |
| 31 | Onyebalu, Michael | 0-0 | 0-0 | 0-0 | 0 0 0 | 1 | 0 | 0 0 0 0 | 0+ | | | | | | | |
| Team | | | | | 1 1 2 | | | | | | | | | | | |
| Totals | | 20-53 | 9-28 | 15-27 | 7 26 33 | 31 | 64 | 15 17 1 5 | 200 | | | | | | | |
| FG % 1st Half: 9-27 | | 33.3% | 2nd half: 11-26 | 42.3% | Game: 20-53 | 37.7% | Deadball | | | | | | | | | |
| 3FG % 1st Half: 4-13 | | 30.8% | 2nd half: 5-15 | 33.3% | Game: 9-28 | 32.1% | Rebounds | | | | | | | | | |
| FT % 1st Half: 4-9 | | 44.4% | 2nd half: 11-18 | 61.1% | Game: 15-27 | 55.6% | 7 | | | | | | | | | |

Tennessee State 78 • 1-0

| # | Player | Total | | 3-Ptr | | Rebounds | | | PF | TP | A TO Blk Stl | | | | | Min |
|----------------------|---------------------|--------|-----------------|--------|-------------|----------|----------|--------------|-----|----|--------------|--|--|--|--|-----|
| | | FG-FGA | FG-FGA | FT-FTA | Off Def Tot | PF | TP | A TO Blk Stl | | | | | | | | |
| 04 | HAMILTON, K. | 1-5 | 0-0 | 5-7 | 3 5 8 | 2 | 7 | 1 2 0 0 | 22 | | | | | | | |
| 33 | MARTIN, Wayne | 7-15 | 0-2 | 5-9 | 3 12 15 | 3 | 19 | 1 0 0 0 | 33 | | | | | | | |
| 03 | REED, Jordan | 3-5 | 1-2 | 1-2 | 3 3 6 | 3 | 8 | 1 2 1 1 | 30 | | | | | | | |
| 05 | McCALL, Tahjere | 3-9 | 2-4 | 12-16 | 2 3 5 | 4 | 20 | 6 5 0 6 | 28 | | | | | | | |
| 14 | REDDICK, Darreon | 3-8 | 1-3 | 2-4 | 0 2 2 | 0 | 9 | 2 0 0 0 | 28 | | | | | | | |
| 00 | CHANEY, Armani | 0-2 | 0-2 | 0-0 | 0 1 1 | 1 | 0 | 2 3 0 1 | 8 | | | | | | | |
| 01 | SPENCER, Delano | 2-7 | 1-5 | 0-0 | 1 1 2 | 1 | 5 | 1 0 0 2 | 18 | | | | | | | |
| 13 | OYEDIRAN, Samson | 1-1 | 1-1 | 0-0 | 0 1 1 | 5 | 3 | 1 0 0 0 | 12 | | | | | | | |
| 15 | WILLIAMS, Xavier | 0-0 | 0-0 | 0-0 | 0 0 0 | 1 | 0 | 0 0 0 0 | 4 | | | | | | | |
| 21 | MEKOWULU, Christian | 2-4 | 0-0 | 0-0 | 2 4 6 | 5 | 4 | 0 0 0 0 | 11 | | | | | | | |
| 23 | EVERETT, ATorey | 1-1 | 1-1 | 0-0 | 0 0 0 | 1 | 3 | 0 2 0 0 | 6 | | | | | | | |
| Team | | | | | 2 0 2 | | | | | | | | | | | |
| Totals | | 23-57 | 7-20 | 25-38 | 16 32 48 | 26 | 78 | 15 14 1 10 | 200 | | | | | | | |
| FG % 1st Half: 11-27 | | 40.7% | 2nd half: 12-30 | 40.0% | Game: 23-57 | 40.4% | Deadball | | | | | | | | | |
| 3FG % 1st Half: 3-9 | | 33.3% | 2nd half: 4-11 | 36.4% | Game: 7-20 | 35.0% | Rebounds | | | | | | | | | |
| FT % 1st Half: 4-7 | | 57.1% | 2nd half: 21-31 | 67.7% | Game: 25-38 | 65.8% | 5 | | | | | | | | | |

Officials: John Higgins, Ronald Brokenbrough, Martin Cichocki

Technical fouls: UC Davis-None. Tennessee State-MEKOWULU, Christian.

Attendance: 1821

| Score by periods | 1st | 2nd | Total |
|------------------|-----|-----|-------|
| UC Davis | 26 | 38 | 64 |
| Tennessee State | 29 | 49 | 78 |

| Points | In | Off | 2nd | Fast | Bench |
|--------|----|-----|-----|------|-------|
| UCD | 14 | 11 | 5 | 4 | 30 |
| TSUMBB | 20 | 17 | 18 | 2 | 15 |

Last FG - UCD 2nd-01:24, TSUMBB 2nd-00:21.

Largest lead - UCD by 3 2nd-12:44, TSUMBB by 15 1st-09:14.

UCD led for 02:55. TSUMBB led for 31:04. Game was tied for 06:01.

Score tied - 8 times.
Lead changed - 6 times.**GAME 2 ►► 11/12/16 - VS. NORTHERN ARIZONA - W, 69-65 - NEUTRAL**

Official Basketball Box Score -- Game Totals -- Final Statistics

Tennessee State vs Northern Arizona
11/12/16 8:30 p.m. at Leavey Center**Tennessee State 69 • 2-0**

| # | Player | Total | | 3-Ptr | | Rebounds | | | PF | TP | A TO Blk Stl | | | | | Min |
|----------------------|---------------------|--------|-----------------|--------|-------------|----------|----------|--------------|-----|----|--------------|--|--|--|--|-----|
| | | FG-FGA | FG-FGA | FT-FTA | Off Def Tot | PF | TP | A TO Blk Stl | | | | | | | | |
| 33 | MARTIN, Wayne | 1-6 | 0-1 | 5-6 | 3 6 9 | 2 | 7 | 0 4 0 0 | 29 | | | | | | | |
| 03 | REED, Jordan | 1-5 | 0-2 | 6-7 | 2 7 9 | 4 | 8 | 0 3 1 0 | 32 | | | | | | | |
| 04 | HAMILTON, K. | 7-12 | 0-3 | 0-1 | 1 0 1 | 5 | 14 | 0 0 0 0 | 24 | | | | | | | |
| 05 | McCALL, Tahjere | 6-9 | 0-1 | 4-7 | 2 4 6 | 4 | 16 | 4 5 3 4 | 33 | | | | | | | |
| 14 | REDDICK, Darreon | 1-4 | 0-0 | 1-2 | 0 5 5 | 3 | 3 | 3 2 0 0 | 19 | | | | | | | |
| 00 | CHANEY, Armani | 1-3 | 0-0 | 2-2 | 1 1 2 | 2 | 4 | 2 1 0 1 | 19 | | | | | | | |
| 01 | SPENCER, Delano | 3-8 | 1-5 | 2-2 | 0 2 2 | 2 | 9 | 0 2 0 0 | 20 | | | | | | | |
| 13 | OYEDIRAN, Samson | 0-1 | 0-1 | 0-0 | 0 2 2 | 1 | 0 | 0 0 0 0 | 5 | | | | | | | |
| 15 | WILLIAMS, Xavier | 0-1 | 0-1 | 0-0 | 0 0 0 | 0 | 0 | 0 0 0 0 | 5 | | | | | | | |
| 21 | MEKOWULU, Christian | 1-2 | 0-0 | 2-2 | 0 2 2 | 4 | 4 | 0 0 1 0 | 6 | | | | | | | |
| 23 | EVERETT, ATorey | 1-3 | 0-0 | 2-2 | 1 3 4 | 0 | 4 | 0 1 0 0 | 8 | | | | | | | |
| Team | | | | | 2 1 3 | | | | | | | | | | | |
| Totals | | 22-54 | 1-14 | 24-31 | 12 33 45 | 27 | 69 | 9 18 5 5 | 200 | | | | | | | |
| FG % 1st Half: 8-26 | | 30.8% | 2nd half: 14-28 | 50.0% | Game: 22-54 | 40.7% | Deadball | | | | | | | | | |
| 3FG % 1st Half: 1-11 | | 9.1% | 2nd half: 0-3 | 0.0% | Game: 1-14 | 7.1% | Rebounds | | | | | | | | | |
| FT % 1st Half: 11-14 | | 78.6% | 2nd half: 13-17 | 76.5% | Game: 24-31 | 77.4% | 5 | | | | | | | | | |

Northern Arizona 65 • 0-2

| # | Player | Total | | 3-Ptr | | Rebounds | | | PF | TP | A TO Blk Stl | | | | | Min |
|----------------------|--------------------|--------|-----------------|--------|-------------|----------|----------|--------------|-----|----|--------------|--|--|--|--|-----|
| | | FG-FGA | FG-FGA | FT-FTA | Off Def Tot | PF | TP | A TO Blk Stl | | | | | | | | |
| 11 | KALUNA, Ako | 6-15 | 0-3 | 2-4 | 6 0 6 | 4 | 14 | 3 1 0 2 | 30 | | | | | | | |
| 34 | MARTIN, Jordyn | 0-3 | 0-1 | 1-2 | 1 7 8 | 3 | 1 | 0 2 1 0 | 24 | | | | | | | |
| 05 | GREEN, Mike | 2-7 | 2-6 | 2-2 | 0 2 2 | 1 | 8 | 1 3 0 1 | 33 | | | | | | | |
| 10 | NEELY, Jalen | 3-8 | 2-6 | 7-8 | 1 5 6 | 4 | 15 | 1 3 0 0 | 25 | | | | | | | |
| 41 | DEBERRY, Marcus | 4-14 | 2-10 | 6-8 | 0 6 6 | 1 | 16 | 2 1 0 0 | 35 | | | | | | | |
| 04 | ANDERSON, JoJo | 0-1 | 0-1 | 2-2 | 1 0 1 | 3 | 2 | 2 0 0 0 | 18 | | | | | | | |
| 12 | DE LAVEAGA, Kye | 1-3 | 1-2 | 0-0 | 0 0 0 | 0 | 3 | 0 0 0 0 | 5 | | | | | | | |
| 13 | RIVERA-VEGA, Felix | 1-1 | 1-1 | 1-2 | 1 1 2 | 3 | 4 | 1 1 0 1 | 8 | | | | | | | |
| 20 | STANLEY, Steven | 0-0 | 0-0 | 2-2 | 0 0 0 | 3 | 2 | 1 1 0 0 | 7 | | | | | | | |
| 32 | BOWLING, Chris | 0-6 | 0-4 | 0-0 | 1 0 1 | 1 | 0 | 0 0 0 0 | 8 | | | | | | | |
| 33 | THOMAS, Isaiah | 0-0 | 0-0 | 0-0 | 1 0 1 | 3 | 0 | 0 1 0 0 | 7 | | | | | | | |
| Team | | | | | 1 1 2 | | | | | | | | | | | |
| Totals | | 17-58 | 8-34 | 23-30 | 13 22 35 | 26 | 65 | 11 13 1 4 | 200 | | | | | | | |
| FG % 1st Half: 8-33 | | 24.2% | 2nd half: 9-25 | 36.0% | Game: 17-58 | 29.3% | Deadball | | | | | | | | | |
| 3FG % 1st Half: 5-21 | | 23.8% | 2nd half: 3-13 | 23.1% | Game: 8-34 | 23.5% | Rebounds | | | | | | | | | |
| FT % 1st Half: 9-12 | | 75.0% | 2nd half: 14-18 | 77.8% | Game: 23-30 | 76.7% | 2 | | | | | | | | | |

Officials: Steve Olson, Ronald Brokenbrough, Coban Lopez

Technical fouls: Tennessee State-None. Northern Arizona-GREEN, Mike.

Attendance: 1734

| Score by periods | 1st | 2nd | Total |
|------------------|-----|-----|-------|
| Tennessee State | 28 | 41 | 69 |
| Northern Arizona | 30 | 35 | 65 |

| Points | In | Off | 2nd | Fast | Bench |
|--------|----|-----|-----|------|-------|
| TSUMBB | 38 | 12 | 14 | 4 | 21 |
| NAU | 16 | 17 | 14 | 2 | 11 |

Last FG - TSUMBB 2nd-00:18, NAU 2nd-03:51.

Largest lead - TSUMBB by 5 2nd-05:40, NAU by 3 1st-17:05.

TSUMBB led for 25:47. NAU led for 11:20. Game was tied for 02:53.

Score tied - 10 times.
Lead changed - 14 times.**GAME 3 ►► 11/13/16 - AT SANTA CLARA - W, 69-61 - AWAY**

Official Basketball Box Score -- Game Totals -- Final Statistics

Tennessee State vs Santa Clara
11/13/16 2:30 p.m. at Leavey Center**Tennessee State 69 • 3-0**

| # | Player | | Total | | | 3-Ptr | | | Rebounds | | | PF | TP | A TO Blk Stl | | | | Min |
|-----------------|---------------------|---|--------|--------|-----------|-------|--------|-------|----------|-------|-------|-------------------|----|--------------|----|---|-----|-----|
| | | | FG-FGA | FG-FGA | FT-FTA | Off | Def | Total | A | TO | Blk | | | Stl | | | | |
| 04 | HAMILTON, K. | f | 2-4 | 1-1 | 0-0 | 1 | 2 | 3 | 2 | 5 | 0 | 0 | 2 | 1 | 24 | | | |
| 33 | MARTIN, Wayne | f | 5-6 | 2-2 | 0-0 | 3 | 6 | 9 | 3 | 12 | 0 | 2 | 0 | 0 | 29 | | | |
| 03 | REED, Jordan | g | 4-7 | 0-0 | 3-5 | 2 | 5 | 7 | 0 | 11 | 1 | 0 | 0 | 0 | 28 | | | |
| 05 | McCALL, Tahjere | g | 3-7 | 0-0 | 4-11 | 1 | 3 | 4 | 3 | 10 | 4 | 4 | 0 | 1 | 30 | | | |
| 14 | REDDICK, Darreon | g | 3-10 | 2-4 | 2-2 | 1 | 3 | 4 | 1 | 10 | 1 | 1 | 0 | 0 | 25 | | | |
| 00 | CHANEY, Armani | | 1-7 | 0-3 | 2-2 | 1 | 3 | 4 | 2 | 4 | 1 | 1 | 0 | 0 | 17 | | | |
| 01 | SPENCER, Delano | | 5-6 | 5-6 | 0-0 | 0 | 0 | 0 | 0 | 15 | 1 | 0 | 0 | 3 | 14 | | | |
| 10 | DAVIS, Thomas | | 0-0 | 0-0 | 0-0 | 0 | 0 | 0 | 0 | 0 | 0 | 0 | 0 | 0 | 2 | | | |
| 13 | OYEDIRAN, Samson | | 0-1 | 0-0 | 0-0 | 0 | 0 | 0 | 1 | 0 | 0 | 0 | 0 | 0 | 8 | | | |
| 15 | WILLIAMS, Xavier | | 1-2 | 0-0 | 0-0 | 1 | 0 | 1 | 2 | 2 | 0 | 1 | 0 | 0 | 5 | | | |
| 21 | MEKOWULU, Christian | | 0-1 | 0-0 | 0-0 | 0 | 0 | 0 | 2 | 0 | 1 | 1 | 1 | 0 | 12 | | | |
| 23 | EVERETT, A'Torey | | 0-2 | 0-0 | 0-0 | 0 | 0 | 0 | 1 | 0 | 1 | 0 | 0 | 0 | 5 | | | |
| Team | | | 24-53 | | 10-16 | 11-20 | | 10 | | 24 | 34 | 17 | 69 | 10 | 3 | 5 | 200 | |
| Totals | | | 24-53 | | 10-16 | 11-20 | | 10 | | 24 | 34 | 17 | 69 | 10 | 3 | 5 | 200 | |
| FG % 1st Half: | | | 13-32 | 40.6% | 2nd half: | 11-21 | 52.4% | Game: | | 24-53 | 45.3% | Deadball Rebounds | | | | | | |
| 3FG % 1st Half: | | | 5-11 | 45.5% | 2nd half: | 5-5 | 100.0% | Game: | | 10-16 | 62.5% | 1 | | | | | | |
| FT % 1st Half: | | | 4-6 | 66.7% | 2nd half: | 7-14 | 50.0% | Game: | | 11-20 | 55.0% | | | | | | | |

**GAME 5 ▶▶ 11/23/16 - AT CANISIUS - W, 72-58 - AWAY**Official Basketball Box Score - Game Totals - Final Statistics
Tennessee State vs Canisius
11/23/16 7:05 PM at Koessler Athletic Center (Buffalo, N.Y.)**Tennessee State 72 • 5-0**

| # | Player | | Total | | 3-Ptr | | Rebounds | | | | | PF | TP | A TO Blk Stl | | | | Min |
|-----------------|---------------------|---|--------|--------|-----------|--------|----------|-------|-------|-------|-----------------------|----|----|--------------|-----|----|-----|-----|
| | | | FG-FGA | FT-FTA | FG-FGA | FT-FTA | Off | Def | Tot | A | TO | | | Blk | Stl | | | |
| 04 | HAMILTON, K. | f | 2-4 | 0-1 | 0-0 | 1 | 1 | 2 | 3 | 4 | 0 | 1 | 0 | 1 | 1 | 14 | | |
| 33 | MARTIN, Wayne | f | 6-9 | 0-0 | 2-4 | 4 | 10 | 14 | 2 | 14 | 0 | 3 | 1 | 1 | 1 | 32 | | |
| 03 | REED, Jordan | g | 5-7 | 1-2 | 2-2 | 6 | 5 | 11 | 4 | 13 | 3 | 3 | 1 | 0 | 0 | 26 | | |
| 05 | McCALL, Tahjere | f | 6-10 | 2-3 | 0-2 | 0 | 5 | 5 | 2 | 14 | 6 | 4 | 1 | 4 | 3 | 32 | | |
| 14 | REDDICK, Darreon | g | 2-5 | 1-3 | 1-2 | 0 | 2 | 2 | 1 | 6 | 2 | 3 | 0 | 0 | 0 | 24 | | |
| 00 | CHANEY, Armani | | 0-5 | 0-1 | 3-4 | 1 | 0 | 1 | 1 | 3 | 1 | 0 | 1 | 1 | 1 | 17 | | |
| 01 | SPENCER, Delano | | 5-9 | 2-4 | 0-1 | 0 | 1 | 1 | 4 | 12 | 0 | 1 | 0 | 0 | 0 | 23 | | |
| 13 | OYEDIRAN, Samson | | 0-0 | 0-0 | 0-0 | 0 | 0 | 0 | 1 | 0 | 0 | 0 | 0 | 0 | 0 | 1 | | |
| 15 | WILLIAMS, Xavier | | 0-0 | 0-0 | 0-0 | 0 | 0 | 0 | 0 | 0 | 0 | 0 | 0 | 0 | 0 | 3 | | |
| 21 | MEKOWULU, Christian | | 2-5 | 0-0 | 2-4 | 2 | 4 | 6 | 2 | 6 | 0 | 2 | 1 | 2 | 2 | 21 | | |
| 23 | EVERETT, A'Torey | | 0-0 | 0-0 | 0-0 | 0 | 1 | 1 | 0 | 0 | 0 | 1 | 0 | 0 | 0 | 7 | | |
| Team | | | | | | | 0 2 2 | | | | | | 1 | | | | | |
| Totals | | | 28-54 | 6-14 | 10-19 | 14 | 31 | 45 | 20 | 72 | 12 | 19 | 5 | 9 | | | 200 | |
| FG % 1st Half: | | | 16-25 | 64.0% | 2nd half: | 12-29 | 41.4% | Game: | 28-54 | 51.9% | Deadball Rebounds 2.1 | | | | | | | |
| 3FG % 1st Half: | | | 4-8 | 50.0% | 2nd half: | 2-6 | 33.3% | Game: | 6-14 | 42.9% | | | | | | | | |
| FT % 1st Half: | | | 4-6 | 66.7% | 2nd half: | 6-13 | 46.2% | Game: | 10-19 | 52.6% | | | | | | | | |

Canisius 58 • 1-4

| # | Player | Total | | 3-Ptr | | Rebounds | | | PF | TP | A | | | | Min |
|-----------------|---------------------|--------|--------|-----------|-------|----------|-------|-------|-------|-------------------|----|-----|-----|---|-----|
| | | FG-3GA | FG-FTA | FT-FTA | Off | Def | Tot | A | | | TO | Blk | Stl | | |
| 02 | Crumpton, Jermaine | f | 3-10 | 3-4 | 0-0 | 2 | 3 | 5 | 0 | 9 | 2 | 2 | 0 | 1 | 20 |
| 22 | Valenti, Phil | f | 5-10 | 1-4 | 1-6 | 1 | 6 | 7 | 3 | 12 | 2 | 2 | 0 | 2 | 35 |
| 01 | Johnson, Malik | g | 0-2 | 0-1 | 0-0 | 0 | 0 | 0 | 2 | 0 | 3 | 4 | 0 | 2 | 19 |
| 04 | Douse, Kiefer | g | 2-6 | 0-2 | 4-7 | 2 | 1 | 3 | 4 | 8 | 2 | 4 | 0 | 0 | 24 |
| 05 | Robertson, Kassius | g | 3-9 | 1-4 | 0-0 | 1 | 4 | 5 | 1 | 7 | 4 | 1 | 1 | 0 | 29 |
| 03 | Dixon-Green, Martin | g | 1-2 | 0-1 | 2-4 | 1 | 2 | 3 | 0 | 4 | 0 | 0 | 0 | 1 | 6 |
| 10 | Planinic, Selvedin | g | 0-2 | 0-0 | 0-2 | 1 | 2 | 3 | 1 | 0 | 0 | 0 | 4 | 0 | 14 |
| 11 | Atkinson, Chris | g | 0-1 | 0-1 | 0-0 | 0 | 0 | 0 | 2 | 0 | 2 | 1 | 0 | 0 | 13 |
| 13 | Reese, Isaiah | g | 4-7 | 3-5 | 2-2 | 1 | 1 | 2 | 2 | 13 | 3 | 1 | 1 | 1 | 20 |
| 14 | Foley, Spencer | g | 0-3 | 0-3 | 2-2 | 0 | 0 | 0 | 0 | 2 | 0 | 0 | 0 | 0 | 7 |
| 23 | St. Louis, Dantai | g | 1-2 | 0-0 | 1-2 | 1 | 0 | 1 | 4 | 3 | 0 | 0 | 0 | 0 | 13 |
| Team | | | | | | 2 | 0 | 2 | | | | | | | |
| Totals | | | 19-54 | 8-25 | 12-25 | 12 | 19 | 31 | 19 | 58 | 18 | 15 | 6 | 7 | 200 |
| FG % 1st Half: | | 10-31 | 32.3% | 2nd half: | 9-23 | 39.1% | Game: | 19-54 | 35.2% | Deadball Rebounds | | | | | |
| 3FG % 1st Half: | | 5-17 | 29.4% | 2nd half: | 3-8 | 37.5% | Game: | 8-25 | 32.0% | 4 | | | | | |
| FT % 1st Half: | | 2-6 | 33.3% | 2nd half: | 10-19 | 52.6% | Game: | 12-25 | 48.0% | | | | | | |

Officials: Kevin O'Connell, Rod Mrakovich, Ron Snedden
Technical fouls: Tennessee State-None. Canisius-None.
Attendance: 864

| Score by periods | 1st | 2nd | Total |
|------------------|-----|-----|-------|
| Tennessee State | 40 | 32 | 72 |
| Canisius | 27 | 31 | 58 |

| Points | In Paint | Off T/O | 2nd Chance | Fast Break | Bench |
|--------|----------|---------|------------|------------|-------|
| TSUMBB | 36 | 16 | 11 | 9 | 21 |
| CAN | 16 | 15 | 2 | 14 | 22 |

Score tied - 4 times.
Lead changed - 3 times.Last FG - TSUMBB 2nd-04:48, CAN 2nd-01:02.
Largest lead - TSUMBB by 21 2nd-12:58, CAN by 6 1st-16:37.
TSUMBB led for 29:20. CAN led for 09:40. Game was tied for 01:00.**GAME 6 ▶▶ 11/26/16 - VS. REINHARDT - W, 96-64 - HOME**Official Basketball Box Score - Game Totals - Final Statistics
Reinhardt vs Tennessee State
11/26/16 7:00 pm at Nashville, Tenn. (Gentry Center)**Reinhardt 64 • 7-2**

| # | Player | Total | | 3-Ptr | | Rebounds | | | PF | TP | A TO Blk Stl | | | | Min | |
|-----------------|-----------------|--------|--------|-----------|------|----------|-------|-------|-------|----|--------------|-----|-----|-----|-----|----------|
| | | FG-FGA | FG-FGA | FT-FTA | Off | Def | Tot | A | | | TO | Blk | Stl | | | |
| 01 | IRVIN, Melvin | 1-3 | 0-1 | 2-2 | 1 | 3 | 4 | 3 | 4 | 0 | 3 | 0 | 0 | 0 | 17 | |
| 03 | BUNKLEY, Samuel | 3-6 | 2-5 | 0-0 | 1 | 1 | 2 | 3 | 8 | 2 | 1 | 0 | 1 | 0 | 18 | |
| 04 | BRIDGES, Justin | 2-4 | 2-3 | 0-0 | 0 | 0 | 0 | 2 | 6 | 4 | 4 | 0 | 0 | 0 | 24 | |
| 12 | JONES, Duncan | 2-5 | 2-5 | 2-2 | 0 | 3 | 3 | 1 | 8 | 1 | 0 | 0 | 0 | 0 | 14 | |
| 55 | WILSON, Dorea | 1-5 | 1-3 | 0-0 | 2 | 2 | 4 | 2 | 3 | 0 | 3 | 0 | 0 | 0 | 15 | |
| 05 | TOBIN, Corey | 3-5 | 2-4 | 0-0 | 0 | 0 | 0 | 1 | 8 | 0 | 1 | 0 | 0 | 0 | 14 | |
| 10 | HUNDT, Scot | 0-0 | 0-0 | 0-0 | 1 | 0 | 1 | 0 | 0 | 0 | 0 | 0 | 0 | 0 | 4 | |
| 11 | JONES, Nehemiah | 6-9 | 2-4 | 1-2 | 2 | 1 | 3 | 4 | 15 | 0 | 5 | 0 | 0 | 0 | 26 | |
| 21 | CAMPBELL, Tyson | 0-2 | 0-2 | 0-0 | 0 | 0 | 0 | 0 | 0 | 0 | 0 | 0 | 0 | 0 | 4 | |
| 22 | HIRSH, Elijah | 2-7 | 2-5 | 0-0 | 0 | 3 | 3 | 4 | 6 | 0 | 0 | 0 | 0 | 0 | 16 | |
| 23 | STROM, Latroy | 2-6 | 0-2 | 0-0 | 1 | 5 | 6 | 4 | 4 | 1 | 4 | 0 | 2 | 17 | 17 | |
| 30 | SANDERS, Dwight | 0-2 | 0-2 | 2-3 | 1 | 0 | 1 | 3 | 2 | 1 | 4 | 0 | 0 | 0 | 16 | |
| 44 | MISNER, Matt | 0-1 | 0-0 | 0-0 | 0 | 1 | 1 | 4 | 0 | 1 | 2 | 0 | 0 | 0 | 8 | |
| 50 | HAYES, Brandon | 0-0 | 0-0 | 0-0 | 0 | 1 | 1 | 1 | 0 | 0 | 0 | 0 | 0 | 0 | 7 | |
| Team | | | | | | 2 0 2 | | | | | | | | | | |
| Totals | | 22-55 | 13-36 | 7-9 | 11 | 20 | 31 | 32 | 64 | 10 | 27 | 0 | 7 | 200 | | |
| FG % 1st Half: | | 16-31 | 51.6% | 2nd half: | 6-24 | 25.0% | Game: | 22-55 | 40.0% | | | | | | | Deadball |
| 3FG % 1st Half: | | 13-23 | 56.5% | 2nd half: | 0-13 | 0.0% | Game: | 13-36 | 36.1% | | | | | | | Rebounds |
| FT % 1st Half: | | 0-0 | 0.0% | 2nd half: | 7-9 | 77.8% | Game: | 7-9 | 77.8% | | | | | | | 1 |

Tennessee State 96 • 6-0

| # | Player | Total | | 3-Ptr | | Rebounds | | | PF | TP | A TO Blk Stl | | | | Min |
|-----------------|---------------------|--------|--------|-----------|--------|----------|-------|-------|-------|-------------------|--------------|----|-----|-----|-----|
| | | FG-FGA | FT-FTA | FG-FGA | FT-FTA | Off | Def | Tot | | | A | TO | Blk | Stl | |
| 04 | HAMILTON, K | f | 6-6 | 1-1 | 1-2 | 3 | 1 | 4 | 3 | 14 | 2 | 1 | 1 | 2 | 21 |
| 33 | MARTIN, Wayne | f | 4-5 | 0-0 | 2-2 | 1 | 3 | 4 | 2 | 10 | 0 | 3 | 2 | 1 | 23 |
| 03 | REED, Jordan | g | 3-7 | 0-0 | 3-6 | 2 | 3 | 5 | 2 | 9 | 2 | 2 | 0 | 2 | 25 |
| 05 | McCALL, Tahjere | g | 3-9 | 0-0 | 5-10 | 2 | 9 | 11 | 3 | 11 | 5 | 1 | 0 | 3 | 25 |
| 14 | REDDICK, Darreon | g | 4-9 | 2-4 | 2-2 | 1 | 1 | 2 | 0 | 12 | 1 | 3 | 0 | 0 | 27 |
| 00 | CHANEY, Armani | | 0-1 | 0-1 | 3-4 | 0 | 1 | 1 | 0 | 3 | 2 | 1 | 0 | 0 | 15 |
| 01 | SPENCER, Delano | | 5-7 | 5-7 | 3-4 | 0 | 0 | 0 | 1 | 18 | 1 | 2 | 0 | 2 | 23 |
| 10 | DAVIS, Thomas | | 1-2 | 0-0 | 0-0 | 0 | 2 | 2 | 1 | 2 | 2 | 0 | 0 | 0 | 7 |
| 13 | OYEDIRAN, Samson | | 1-1 | 0-0 | 1-2 | 1 | 2 | 3 | 1 | 3 | 0 | 0 | 0 | 0 | 2 |
| 21 | MEKOWULU, Christian | | 4-7 | 0-0 | 3-3 | 1 | 1 | 2 | 0 | 11 | 0 | 1 | 0 | 0 | 19 |
| 30 | SPENCER, Khalil | | 0-0 | 0-0 | 1-1 | 1 | 1 | 1 | 0 | 1 | 0 | 0 | 0 | 0 | 5 |
| 34 | DUKE, Jalen | | 1-2 | 0-0 | 0-0 | 0 | 0 | 0 | 0 | 2 | 0 | 0 | 0 | 0 | 8 |
| Team | | | | | | 1 | 0 | 1 | | | | | | | |
| Totals | | | 32-56 | 8-13 | 24-39 | 13 | 23 | 36 | 13 | 96 | 15 | 14 | 3 | 11 | 200 |
| FG % 1st Half: | | 15-26 | 57.7% | 2nd half: | 17-30 | 56.7% | Game: | 32-56 | 57.1% | Deadball Rebounds | | | | | |
| 3FG % 1st Half: | | 4-7 | 57.1% | 2nd half: | 4-6 | 66.7% | Game: | 8-13 | 61.5% | 6 | | | | | |
| FT % 1st Half: | | 13-18 | 72.2% | 2nd half: | 11-21 | 52.4% | Game: | 24-39 | 61.5% | | | | | | |

Officials: John Dillon, Eric Mims, Tommy Morrissey
Technical fouls: Reinhardt-None. Tennessee State-None.
Attendance: 894
TSU received vote in Nov. 21 AP Top 25 Poll

| Score by periods | 1st | 2nd | Total |
|------------------|-----|-----|-------|
| Reinhardt | 45 | 19 | 64 |
| Tennessee State | 47 | 49 | 96 |

Last FG - REIN 2nd-05:47, TSUMBB 2nd-02:17.
Largest lead - REIN by 5 1st-13:06, TSUMBB by 34 2nd-01:13.
REIN led for 07:22. TSUMBB led for 29:42. Game was tied for 02:56.Score tied - 3 times.
Lead changed - 6 times.**GAME 7 ▶▶ 11/29/16 - AT VANDERBILT - L, 83-59 - AWAY**Official Basketball Box Score - Game Totals - Final Statistics
Tennessee State vs Vanderbilt
11/29/16 7:00 pm at Nashville, Tenn. (Memorial Gym)**Tennessee State 59 • 6-1**

| # | Player | Total | | 3-Ptr | | Rebounds | | | PF | TP | A TO Blk Stl | | | |
|---|--------|-------|--|-------|--|----------|--|--|----|----|--------------|--|--|--|
|---|--------|-------|--|-------|--|----------|--|--|----|----|--------------|--|--|--|



GAME 9 ►► 12/10/16 - AT NC STATE - L, 67-55 OT - AWAY

Official Basketball Box Score -- Game Totals -- Final Statistics
Tennessee State vs NC State
12/10/16 4:00 p.m. at Raleigh, N.C. (Reynolds Coliseum)

Tennessee State 55 • 7-2

| # | Player | Total | | 3-Ptr | | Rebounds | | | PF | TP | A | TO | Blk | Stl | Min |
|--------|---------------------|--------|--------|--------|--------|----------|-----|-----|----|----|---|----|-----|-----|-----|
| | | FG-FGA | FG-FGA | FT-FTA | FT-FTA | Off | Def | Tot | | | | | | | |
| 03 | REED, Jordan | 1-9 | 0-1 | 0-3 | 0-3 | 6 | 4 | 10 | 3 | 2 | 2 | 2 | 1 | 0 | 37 |
| 04 | HAMILTON, K. | 4-7 | 1-3 | 0-0 | 0-0 | 0 | 4 | 4 | 3 | 9 | 0 | 2 | 1 | 0 | 23 |
| 05 | McCALL, Tahjere | 3-14 | 0-3 | 4-6 | 4-6 | 4 | 2 | 6 | 4 | 10 | 4 | 3 | 0 | 4 | 36 |
| 14 | REDDICK, Darreon | 3-8 | 2-6 | 0-0 | 0-0 | 0 | 4 | 4 | 2 | 8 | 0 | 4 | 1 | 0 | 40 |
| 33 | MARTIN, Wayne | 7-15 | 0-0 | 2-2 | 2-2 | 6 | 3 | 9 | 5 | 16 | 0 | 2 | 2 | 1 | 29 |
| 00 | CHANEY, Armani | 0-1 | 0-0 | 0-0 | 0-0 | 0 | 0 | 0 | 1 | 0 | 1 | 0 | 1 | 0 | 4 |
| 01 | SPENCER, Delano | 2-5 | 1-4 | 0-0 | 0-0 | 1 | 0 | 1 | 3 | 5 | 1 | 0 | 0 | 0 | 22 |
| 21 | MEKOWULU, Christian | 1-6 | 0-0 | 3-4 | 3-4 | 3 | 6 | 9 | 2 | 5 | 2 | 4 | 0 | 1 | 30 |
| 23 | EVERETT, A'Torey | 0-0 | 0-0 | 0-0 | 0-0 | 0 | 2 | 2 | 0 | 0 | 0 | 0 | 0 | 0 | 4 |
| Team | | | | | | 2 | | 3 | | | | | | | |
| Totals | | 21-65 | 4-17 | 9-15 | 9-15 | 22 | 26 | 48 | 23 | 55 | 9 | 18 | 5 | 6 | 225 |

FG % 1st Half: 10-25 40.0% 2nd half: 9-33 27.3% OT: 2-7 28.6% Game: 21-65 32.3% Deadball Rebounds 1
3FG % 1st Half: 2-6 33.3% 2nd half: 1-8 12.5% OT: 1-3 33.3% Game: 4-17 23.5%
FT % 1st Half: 8-13 61.5% 2nd half: 1-2 50.0% OT: 0-0 0.0% Game: 9-15 60.0%

NC State 67 • 7-2

| # | Player | Total | | 3-Ptr | | Rebounds | | | PF | TP | A | TO | Blk | Stl | Min |
|--------|-------------------|--------|--------|--------|--------|----------|-----|-----|----|----|---|----|-----|-----|-----|
| | | FG-FGA | FG-FGA | FT-FTA | FT-FTA | Off | Def | Tot | | | | | | | |
| 00 | ABU, ABDUL-MALIK | 1-3 | 0-0 | 1-2 | 1-2 | 2 | 1 | 3 | 4 | 3 | 0 | 2 | 1 | 0 | 20 |
| 02 | DORN, TORIN | 4-12 | 0-3 | 0-0 | 0-0 | 1 | 7 | 8 | 2 | 8 | 1 | 1 | 0 | 1 | 40 |
| 03 | HENDERSON, TERRY | 5-10 | 3-5 | 8-9 | 8-9 | 3 | 2 | 5 | 3 | 21 | 0 | 1 | 0 | 1 | 40 |
| 04 | SMITH, JR, DENNIS | 7-19 | 1-4 | 4-9 | 4-9 | 1 | 3 | 4 | 2 | 19 | 6 | 3 | 1 | 4 | 42 |
| 23 | KAPITA, TED | 0-2 | 0-0 | 0-0 | 0-0 | 0 | 2 | 2 | 2 | 0 | 1 | 3 | 0 | 0 | 11 |
| 11 | JOHNSON, MARKELL | 0-3 | 0-2 | 2-2 | 2-2 | 1 | 0 | 1 | 1 | 2 | 0 | 2 | 0 | 0 | 22 |
| 21 | ANYA, BEEJAY | 3-6 | 0-0 | 6-11 | 6-11 | 4 | 10 | 14 | 2 | 12 | 1 | 2 | 7 | 0 | 38 |
| 24 | ROWAN, MAVERICK | 0-2 | 0-1 | 2-3 | 2-3 | 0 | 2 | 2 | 1 | 2 | 0 | 0 | 1 | 0 | 12 |
| Team | | | | | | 6 | | 6 | | | | | | | |
| Totals | | 20-57 | 4-15 | 23-36 | 23-36 | 18 | 27 | 45 | 17 | 67 | 9 | 14 | 10 | 6 | 225 |

FG % 1st Half: 9-27 33.3% 2nd half: 6-22 27.3% OT: 5-8 62.5% Game: 20-57 35.1% Deadball Rebounds 6
3FG % 1st Half: 2-6 33.3% 2nd half: 1-4 16.7% OT: 1-3 33.3% Game: 4-15 26.7%
FT % 1st Half: 8-12 66.7% 2nd half: 9-17 52.9% OT: 6-7 85.7% Game: 23-36 63.9%Officials: Alfred Smith, Greg Evans, Keith Kimble
Technical fouls: Tennessee State-HAMILTON, K.; TEAM, NC State-ANYA, BEEJAY.
Attendance: 5500
Fouled out: TSU: #33 Martin, W. at 4:42 in OT

| Score by periods | 1st | 2nd | OT | Total |
|------------------|-----|-----|----|-------|
| Tennessee State | 30 | 20 | 5 | 55 |
| NC State | 28 | 22 | 17 | 67 |

| Points | In | Off | 2nd | Fast | Bench |
|--------|----|-----|-----|------|-------|
| TSUMB | 30 | 12 | 16 | 9 | 10 |
| ST | 24 | 20 | 18 | 10 | 16 |

Last FG - TSUMB 03:46, ST 00:01.
Largest lead - TSUMB by 8 2nd-15:13, ST by 12 OT-00:01.
TSUMB led for 26:51. ST led for 13:38. Game was tied for 04:10.Score tied - 9 times.
Lead changed - 16 times.

GAME 10 ►► 12/14/16 - VS. ALABAMA STATE - W, 68-46 - HOME

Official Basketball Box Score -- Game Totals -- Final Statistics
Alabama State vs Tennessee State
12/14/16 7:30 pm at Nashville, Tenn. (Gentry Center)

Alabama State 46 • 1-9

| # | Player | Total | | 3-Ptr | | Rebounds | | | PF | TP | A | TO | Blk | Stl | Min |
|--------|-------------------|--------|--------|--------|--------|----------|-----|-----|----|----|----|----|-----|-----|-----|
| | | FG-FGA | FG-FGA | FT-FTA | FT-FTA | Off | Def | Tot | | | | | | | |
| 03 | Torlto Thomas | 0-8 | 0-4 | 0-0 | 0-0 | 0 | 2 | 2 | 0 | 0 | 1 | 2 | 0 | 2 | 14 |
| 11 | Austin Rogers | 0-2 | 0-0 | 0-0 | 0-0 | 0 | 1 | 1 | 0 | 0 | 0 | 1 | 0 | 0 | 24 |
| 12 | Reginald Gee | 2-4 | 2-4 | 2-3 | 1 | 1 | 2 | 1 | 8 | 1 | 1 | 0 | 1 | 0 | 19 |
| 14 | Tony Armstrong | 4-8 | 0-0 | 5-8 | 2 | 5 | 7 | 3 | 13 | 0 | 4 | 0 | 2 | 24 | 24 |
| 20 | Glenn Holloway | 0-1 | 0-0 | 0-0 | 0-0 | 1 | 0 | 1 | 3 | 0 | 0 | 1 | 0 | 0 | 11 |
| 00 | Amir Warnock | 1-5 | 0-0 | 2-4 | 4 | 6 | 10 | 4 | 0 | 1 | 0 | 1 | 0 | 0 | 17 |
| 13 | Rodney Simeon | 2-9 | 0-2 | 3-5 | 1 | 2 | 3 | 5 | 7 | 0 | 1 | 0 | 1 | 15 | 15 |
| 02 | Convon Butler | 1-2 | 0-1 | 0-0 | 0 | 0 | 0 | 0 | 2 | 0 | 0 | 0 | 0 | 0 | 6 |
| 04 | Demetrius Houston | 1-5 | 0-1 | 0-2 | 0 | 3 | 3 | 1 | 2 | 4 | 5 | 0 | 0 | 0 | 22 |
| 25 | Mikel Tyson | 0-1 | 0-0 | 0-2 | 0 | 1 | 1 | 0 | 0 | 1 | 0 | 0 | 1 | 0 | 9 |
| 30 | Terrance LeFlore | 3-8 | 0-2 | 0-0 | 0 | 1 | 1 | 0 | 6 | 0 | 3 | 0 | 0 | 4 | 17 |
| 31 | Artis Cleveland | 0-0 | 0-0 | 0-0 | 0 | 1 | 1 | 0 | 0 | 0 | 0 | 0 | 0 | 0 | 6 |
| 52 | Steve Rogers | 1-6 | 1-5 | 1-2 | 1 | 1 | 2 | 0 | 4 | 0 | 1 | 0 | 1 | 0 | 16 |
| Team | | | | | | 7 | | 8 | | | | | | | |
| Totals | | 15-59 | 3-21 | 13-27 | 18 | 24 | 42 | 17 | 46 | 6 | 21 | 0 | 11 | 200 | 200 |

FG % 1st Half: 5-27 18.5% 2nd half: 10-32 31.3% Game: 15-59 25.4% Deadball Rebounds 7
3FG % 1st Half: 2-14 14.3% 2nd half: 1-7 14.3% Game: 3-21 14.3%
FT % 1st Half: 1-6 16.7% 2nd half: 12-21 57.1% Game: 13-27 48.1%

Tennessee State 68 • 8-2

| # | Player | Total | | 3-Ptr | | Rebounds | | | PF | TP | A | TO | Blk | Stl | Min |
|--------|---------------------|--------|--------|--------|--------|----------|-----|-----|----|----|----|----|-----|-----|-----|
| | | FG-FGA | FG-FGA | FT-FTA | FT-FTA | Off | Def | Tot | | | | | | | |
| 03 | REED, Jordan | 5-6 | 0-0 | 3-3 | 1 | 3 | 4 | 4 | 13 | 0 | 1 | 0 | 1 | 0 | 17 |
| 04 | HAMILTON, K. | 0-2 | 0-1 | 0-0 | 0 | 2 | 2 | 5 | 0 | 3 | 1 | 0 | 0 | 1 | 11 |
| 05 | McCALL, Tahjere | 3-5 | 0-0 | 0-2 | 1 | 1 | 2 | 3 | 6 | 6 | 4 | 3 | 4 | 21 | 21 |
| 14 | REDDICK, Darreon | 3-5 | 2-4 | 0-1 | 0 | 0 | 0 | 2 | 8 | 0 | 2 | 0 | 0 | 0 | 17 |
| 33 | MARTIN, Wayne | 2-5 | 0-1 | 1-2 | 4 | 9 | 13 | 1 | 5 | 1 | 2 | 2 | 1 | 22 | 22 |
| 00 | CHANEY, Armani | 3-7 | 1-3 | 1-2 | 0 | 2 | 2 | 0 | 8 | 3 | 2 | 0 | 0 | 2 | 18 |
| 01 | SPENCER, Delano | 2-6 | 2-6 | 2-2 | 1 | 2 | 3 | 1 | 8 | 0 | 0 | 0 | 0 | 2 | 20 |
| 10 | DAVIS, Thomas | 1-1 | 0-0 | 0-0 | 0 | 1 | 1 | 0 | 2 | 0 | 1 | 0 | 0 | 0 | 4 |
| 13 | OYEDIRAN, Samson | 0-1 | 0-0 | 0-0 | 0 | 1 | 1 | 0 | 0 | 0 | 0 | 0 | 0 | 0 | 6 |
| 15 | WILLIAMS, Xavier | 2-4 | 0-1 | 0-1 | 0 | 5 | 5 | 1 | 4 | 1 | 0 | 3 | 1 | 14 | 14 |
| 21 | MEKOWULU, Christian | 4-6 | 0-0 | 4-7 | 0 | 5 | 5 | 1 | 12 | 0 | 2 | 1 | 1 | 22 | 22 |
| 23 | EVERETT, A'Torey | 0-2 | 0-0 | 2-2 | 0 | 1 | 1 | 3 | 2 | 1 | 1 | 0 | 0 | 0 | 17 |
| 30 | SPENCER, Khalil | 0-0 | 0-0 | 0-0 | 0 | 0 | 1 | 0 | 0 | 1 | 0 | 0 | 1 | 0 | 4 |
| 34 | DUKE, Jalen | 0-3 | 0-1 | 0-0 | 0 | 0 | 0 | 0 | 0 | 0 | 0 | 0 | 0 | 1 | 7 |
| Team | | | | | | 2 | | 2 | | | | | | | |
| Totals | | 25-53 | 5-17 | 13-22 | 9 | 32 | 41 | 23 | 68 | 12 | 20 | 10 | 13 | 200 | 200 |

FG % 1st Half: 14-27 51.9% 2nd half: 11-26 42.3% Game: 25-53 47.2% Deadball Rebounds 4.1
3FG % 1st Half: 3-9 33.3% 2nd half: 2-8 25.0% Game: 5-17 29.4%
FT % 1st Half: 9-12 75.0% 2nd half: 4-10 40.0% Game: 13-22 59.1%Officials: Rick Shoulders, Jemel Spearman, Jake Joyner
Technical fouls: Alabama State-None. Tennessee State-MARTIN, Wayne.
Attendance: 760

| Score by periods | 1st | 2nd | Total |
|------------------|-----|-----|-------|
| Alabama State | 13 | 33 | 46 |
| Tennessee State | 40 | 28 | 68 |

| Points | In | Off | 2nd | Fast | Bench |
|--------|----|-----|-----|------|-------|
| TSUMB | 32 | 13 | 13 | 6 | 25 |
| ST | 32 | 13 | 13 | 2 | 36 |

Last FG - ALST 2nd-00:15, TSUMB 2nd-01:19.
Largest lead - ALST None, TSUMB by 32 2nd-12:46.
ALST led for 00:00. TSUMB led for 36:11. Game was tied for 01:49.Score tied - 1 time.
Lead changed - 0 times.

GAME 11 ►► 12/19/16 - AT #5/4 DUKE - L, 65-55 AWAY

Official Basketball Box Score -- Game Totals -- Final Statistics
Tennessee State vs Duke
12/19/16 7:01 p.m. at Cameron Indoor Stadium (Durham, N.C.)

Tennessee State 55 • 8-3

| # | Player | Total | | 3-Ptr | | Rebounds | | | PF | TP | A | TO | Blk | Stl | Min |
|----|---------------------|--------|--------|--------|------|----------|-----|----|----|----|---|----|-----|-----|-----|
| | | FG-FGA | FG-FGA | FT-FTA | Off | Def | Tot | | | | | | | | |
| 04 | HAMILTON, K. | f | 2-6 | 0-1 | 0-0 | 2 | 6 | 8 | 2 | 4 | 1 | 3 | 0 | 0 | 24 |
| 33 | MARTIN, Wayne | f | 3-6 | 0-1 | 3-6 | 0 | 5 | 5 | 3 | 9 | 2 | 3 | 0 | 0 | 34 |
| 03 | REED, Jordan | g | 3-5 | 1-2 | 2-4 | 1 | 1 | 2 | 4 | 9 | 0 | 1 | 0 | 0 | 22 |
| 05 | McCALL, Tahjere | g | 7-16 | 0-2 | 0-0 | 0 | 3 | 3 | 2 | 14 | 3 | 1 | 0 | 3 | 35 |
| 14 | REDDICK, Darreon | g | 6-10 | 1-5 | 1-1 | 0 | 4 | 4 | 3 | 14 | 0 | 2 | 0 | 0 | 31 |
| 00 | CHANEY, Armani | g | 0-3 | 0-3 | 2-2 | 0 | 1 | 1 | 1 | 2 | 1 | 1 | 0 | 0 | 11 |
| 01 | SPENCER, Delano | g | 0-2 | 0-2 | 0-0 | 0 | 1 | 1 | 1 | 0 | 0 | 1 | 0 | 0 | 13 |
| 10 | DAVIS, Thomas | g | 0-0 | 0-0 | 0-0 | 0 | 0 | 0 | 0 | 0 | 0 | 0 | 0 | 0 | 1 |
| 13 | OYEDIRAN, Samson | g | 0-0 | 0-0 | 1-2 | 1 | 0 | 1 | 0 | 1 | 0 | 0 | 0 | 0 | 1 |
| 15 | WILLIAMS, Xavier | g | 0-1 | 0-0 | 0-0 | 0 | 0 | 0 | 2 | 0 | 0 | 0 | 0 | 1 | 3 |
| 21 | MEKOWULU, Christian | g | 1-2 | 0-0 | 0-0 | 0 | 4 | 4 | 5 | 2 | 0 | 0 | 1 | 0 | 15 |
| 23 | EVERETT, A'Torey | g | 0-0 | 0-0 | 0-0 | 0 | 0 | 0 | 2 | 0 | 0 | 1 | 0 | 0 | 8 |
| 30 | SPENCER, Khalill | g | 0-0 | 0-0 | 0-0 | 0 | 0 | 0 | 0 | 0 | 0 | 0 | 0 | 0 | 1 |
| 34 | DUKE, Jalen | g | 0-0 | 0-0 | 0-0 | 0 | 0 | 0 | 0 | 0 | 0 | 0 | 0 | 0 | 1 |
| | Team | | | | | 0 | 0 | 0 | | | | | | | |
| | Totals | | 22-51 | 2-16 | 9-15 | 4 | 25 | 29 | 25 | 55 | 7 | 13 | 1 | 4 | 200 |



GAME 13 ►► 12/31/16 - AT MURRAY STATE - L, 92-83 - AWAY

Official Basketball Box Score - Game Totals - Final Statistics
Tennessee State vs Murray State
12/31/16 11:05 AM at Murray, Ky. (CFSB Center)

Tennessee State 83 • 9-4 (0-1 OVC)

| # | Player | Total | | 3-Ptr | | Rebounds | | | PF | TP | A TO | | Blk | Stl | Min |
|--------|---------------------|--------|--------|--------|----------|----------|-----|--------|----|-----|------|--|-----|-----|-----|
| | | FG-FGA | FG-FGA | FT-FTA | FT-FTA | Off | Def | Tot | | | | | | | |
| 03 | REED, Jordan | 4-11 | 0-1 | 3-3 | 6 3 9 | 5 | 11 | 1 1 0 | 1 | 29 | | | | | |
| 04 | HAMILTON, K. | 2-5 | 1-1 | 0-0 | 2 0 2 | 5 | 5 | 0 1 0 | 0 | 9 | | | | | |
| 05 | McCALL, Tahjere | 5-9 | 0-1 | 4-6 | 1 2 3 | 5 | 14 | 2 6 1 | 1 | 23 | | | | | |
| 14 | REDDICK, Darreon | 5-13 | 2-5 | 5-7 | 0 1 1 | 4 | 17 | 2 0 0 | 0 | 34 | | | | | |
| 33 | MARTIN, Wayne | 7-10 | 0-1 | 5-6 | 4 12 16 | 5 | 19 | 0 3 3 | 0 | 40- | | | | | |
| 00 | CHANEY, Armani | 0-0 | 0-0 | 0-0 | 0 0 0 | 0 | 0 | 2 1 0 | 1 | 11 | | | | | |
| 01 | SPENCER, Delano | 2-7 | 1-4 | 0-0 | 0 2 2 | 1 | 5 | 0 2 0 | 1 | 18 | | | | | |
| 10 | OYEDIRAN, Samson | 0-0 | 0-0 | 0-1 | 0 1 1 | 3 | 0 | 0 0 0 | 0 | 9 | | | | | |
| 21 | MEKOWULU, Christian | 0-0 | 0-0 | 0-0 | 0 0 0 | 5 | 0 | 0 1 0 | 0 | 8 | | | | | |
| 23 | EVERETT, A'Torey | 4-8 | 1-2 | 3-3 | 1 0 1 | 2 | 12 | 2 1 0 | 0 | 19 | | | | | |
| Team | | | | | 0 3 3 | | | | | | | | | | |
| Totals | | 29-63 | 5-15 | 20-26 | 14 24 38 | 35 | 83 | 9 16 4 | 4 | 200 | | | | | |

FG % 1st Half: 16-27 59.3% 2nd half: 13-36 36.1% Game: 29-63 46.0%
3FG % 1st Half: 3-6 50.0% 2nd half: 2-9 22.2% Game: 5-15 33.3%
FT % 1st Half: 8-13 61.5% 2nd half: 12-13 92.3% Game: 20-26 76.9%

Murray State 92 • 7-8 (1-0 OVC)

| # | Player | Total | | 3-Ptr | | Rebounds | | | PF | TP | A TO | | Blk | Stl | Min |
|--------|-------------------|--------|--------|--------|---------|----------|-----|---------|----|-----|------|--|-----|-----|-----|
| | | FG-FGA | FG-FGA | FT-FTA | FT-FTA | Off | Def | Tot | | | | | | | |
| 00 | Miller, Terrell | 1-8 | 0-5 | 3-4 | 1 4 5 | 4 | 5 | 3 1 0 | 1 | 27 | | | | | |
| 04 | Sanchious, Brion | 1-2 | 0-0 | 2-4 | 1 5 6 | 5 | 4 | 0 0 2 | 0 | 32 | | | | | |
| 01 | Grace, Jerami | 0-0 | 0-0 | 0-0 | 0 0 0 | 2 | 0 | 0 0 0 | 0 | 1 | | | | | |
| 02 | Stark, Jonathan | 7-17 | 1-5 | 11-12 | 1 3 4 | 1 | 26 | 5 2 0 | 1 | 40 | | | | | |
| 23 | Taylor, Jachai | 0-2 | 0-1 | 0-0 | 0 0 0 | 1 | 0 | 0 2 0 | 0 | 7 | | | | | |
| 11 | Croaker, Damarcus | 8-13 | 1-2 | 8-10 | 2 3 5 | 2 | 25 | 3 2 1 | 3 | 33 | | | | | |
| 12 | McGhee, Gee | 1-3 | 1-2 | 2-2 | 1 3 4 | 0 | 5 | 1 1 0 | 0 | 25 | | | | | |
| 32 | Jones, Bryce | 5-8 | 4-6 | 7-8 | 1 2 3 | 3 | 21 | 2 1 1 | 0 | 24 | | | | | |
| 40 | Dupree, Jalen | 2-2 | 0-0 | 2-3 | 2 1 3 | 5 | 6 | 0 1 0 | 0 | 11 | | | | | |
| Team | | | | | 0 4 4 | | | | | | | | | | |
| Totals | | 25-55 | 7-21 | 35-43 | 9 25 34 | 23 | 92 | 14 10 4 | 5 | 200 | | | | | |

FG % 1st Half: 10-29 34.5% 2nd half: 15-26 57.7% Game: 25-55 45.5%
3FG % 1st Half: 3-12 25.0% 2nd half: 4-9 44.4% Game: 7-21 33.3%
FT % 1st Half: 12-15 80.0% 2nd half: 23-28 82.1% Game: 35-43 81.4%

Officials: Alfred Smith, Mick Feldbinder, Chris Hudson

Technical fouls: Tennessee State-MARTIN, Wayne; REED, Jordan; McCALL, Tahjere. Murray State-Dupree, Jalen; Miller, Terrell.

Attendance: 3314

| Score by periods | 1st | 2nd | Total |
|------------------|-----|-----|-------|
| Tennessee State | 43 | 40 | 83 |
| Murray State | 35 | 57 | 92 |

| Points | In | Off | 2nd | Fast | Bench |
|--------|----|-----|-----|------|-------|
| TSUMB | 40 | 12 | 13 | 4 | 57 |
| MUR | 30 | 19 | 13 | 6 | 57 |

Last FG - TSUMB 2nd-00:55, MUR 2nd-00:11.
Largest lead - TSUMB by 9 1st-13:17, MUR by 9 2nd-00:07.
TSUMB led for 26:03. MUR led for 10:41. Game was tied for 03:16.Score tied - 7 times.
Lead changed - 11 times.

GAME 15 ►► 1/5/17 - VS. SOUTHEAST MISSOURI - W, 65-62 - HOME

Official Basketball Box Score - Game Totals - Final Statistics
Southeast Missouri vs Tennessee State
01/05/17 7:30 p.m. at Nashville, Tenn. (Gentry Center)

Southeast Missouri 62 • 6-11, 1-1 OVC

| # | Player | Total | | 3-Ptr | | Rebounds | | | PF | TP | A TO | | Blk | Stl | Min |
|--------|---------------------|--------|--------|--------|---------|----------|-----|--------|----|-----|------|--|-----|-----|-----|
| | | FG-FGA | FG-FGA | FT-FTA | FT-FTA | Off | Def | Tot | | | | | | | |
| 01 | CLEVELAND, Antonius | 5-10 | 0-1 | 5-11 | 1 5 6 | 4 | 15 | 0 3 0 | 4 | 35 | | | | | |
| 12 | CALVIN, Jamaal | 1-5 | 1-3 | 0-0 | 1 2 3 | 2 | 3 | 1 1 0 | 0 | 27 | | | | | |
| 22 | BENTON, Jaylen | 3-5 | 0-2 | 0-0 | 0 2 2 | 2 | 6 | 2 2 0 | 0 | 20 | | | | | |
| 34 | MAHONEY, Denzel | 3-7 | 1-4 | 4-4 | 0 3 3 | 2 | 11 | 2 2 0 | 0 | 27 | | | | | |
| 00 | TCHENGANG, William | 0-1 | 0-0 | 0 0 0 | 0 0 0 | 5 | 0 | 0 1 0 | 0 | 9 | | | | | |
| 02 | EADDY, Tahj | 4-9 | 0-3 | 2-2 | 1 1 2 | 1 | 10 | 0 1 0 | 1 | 23 | | | | | |
| 10 | DALTON, Jonathan | 0-1 | 0-1 | 0-0 | 0 1 1 | 1 | 0 | 0 2 0 | 0 | 13 | | | | | |
| 13 | KELLUM, Trey | 4-5 | 0-0 | 1-2 | 4 4 8 | 5 | 9 | 0 3 2 | 0 | 26 | | | | | |
| 23 | SIMMONS, Daniel | 2-9 | 2-6 | 2-2 | 0 2 2 | 1 | 8 | 1 0 0 | 2 | 20 | | | | | |
| Team | | | | | 0 4 4 | | | | | | | | | | |
| Totals | | 22-52 | 4-20 | 14-21 | 7 24 31 | 23 | 62 | 6 15 2 | 7 | 200 | | | | | |

FG % 1st Half: 10-27 37.0% 2nd half: 12-25 48.0% Game: 22-52 42.3%
3FG % 1st Half: 1-11 9.1% 2nd half: 3-9 33.3% Game: 4-20 20.0%
FT % 1st Half: 8-12 66.7% 2nd half: 6-9 66.7% Game: 14-21 66.7%

Tennessee State 65 • 10-5, 1-1 OVC

| # | Player | Total | | 3-Ptr | | Rebounds | | | PF | TP | A TO | | Blk | Stl | Min |
|--------|---------------------|--------|--------|--------|---------|----------|-----|--------|----|-----|------|--|-----|-----|-----|
| | | FG-FGA | FG-FGA | FT-FTA | FT-FTA | Off | Def | Tot | | | | | | | |
| 03 | REED, Jordan | 2-4 | 1-2 | 3-4 | 0 6 6 | 2 | 8 | 3 2 1 | 0 | 27 | | | | | |
| 05 | McCALL, Tahjere | 10-17 | 1-2 | 6-8 | 2 6 8 | 1 | 27 | 4 4 0 | 3 | 38 | | | | | |
| 14 | REDDICK, Darreon | 1-6 | 1-4 | 0-1 | 0 2 2 | 2 | 3 | 0 3 0 | 0 | 32 | | | | | |
| 21 | MEKOWULU, Christian | 2-3 | 0-0 | 2-5 | 2 6 8 | 2 | 6 | 0 3 0 | 1 | 25 | | | | | |
| 33 | MARTIN, Wayne | 5-9 | 0-1 | 0-0 | 0 3 3 | 4 | 10 | 0 1 1 | 0 | 30 | | | | | |
| 00 | CHANEY, Armani | 1-1 | 0-0 | 4-4 | 0 1 1 | 1 | 6 | 0 2 0 | 0 | 14 | | | | | |
| 04 | HAMILTON, K. | 1-3 | 0-0 | 0-0 | 0 1 1 | 2 | 2 | 0 2 0 | 0 | 9 | | | | | |
| 23 | EVERETT, A'Torey | 0-1 | 0-1 | 3-4 | 0 1 1 | 5 | 3 | 1 1 0 | 0 | 25 | | | | | |
| Team | | | | | 0 2 2 | | | | | | | | | | |
| Totals | | 22-44 | 3-10 | 18-26 | 5 27 32 | 19 | 65 | 8 18 2 | 4 | 200 | | | | | |

FG % 1st Half: 10-23 43.5% 2nd half: 12-21 57.1% Game: 22-44 50.0%
3FG % 1st Half: 1-5 20.0% 2nd half: 2-5 40.0% Game: 3-10 30.0%
FT % 1st Half: 11-15 73.3% 2nd half: 7-11 63.6% Game: 18-26 69.2%

Officials: Craig Murley, Jemel Spearman, Joey Richardson

Technical fouls: Southeast Missouri-CLEVELAND, Antonius. Tennessee State-EVERETT, A'Torey.

Attendance: 613

| Score by periods | 1st | 2nd | Total |
|--------------------|-----|-----|-------|
| Southeast Missouri | 29 | 33 | 62 |
| Tennessee State | 32 | 33 | 65 |

| Points | In | Off | 2nd | Fast | Bench |
|--------|----|-----|-----|------|-------|
| SEMO | 26 | 13 | 8 | 2 | 27 |
| TSUMB | 30 | 8 | 6 | 2 | 11 |

Last FG - SEMO 2nd-00:12, TSUMB 2nd-00:42.
Largest lead - SEMO by 2 2nd-00:05, TSUMB by 8 1st-14:20.
SEMO led for 01:25. TSUMB led for 36:47. Game was tied for 01:48.Score tied - 4 times.
Lead changed - 6 times.

GAME 14 ►► 1/2/17 - VS. KENNESAW STATE - L, 76-73 - HOME

Official Basketball Box Score - Game Totals - Final Statistics
Kennesaw State vs Tennessee State
01/02/17 6 p.m. at Nashville, Tenn. (Gentry Center)

Kennesaw State 76 • 6-10

| # | Player | Total | | 3-Ptr | | Rebounds | | | PF | TP | A TO | | Blk | Stl | Min |
|--------|-------------------|--------|--------|--------|---------|----------|-----|---------|----|-----|------|--|-----|-----|-----|
| | | FG-FGA | FG-FGA | FT-FTA | FT-FTA | Off | Def | Tot | | | | | | | |
| 02 | JONES, Jordan | 2-5 | 0-0 | 0-1 | 1 6 7 | 3 | 4 | 1 0 3 | 0 | 20 | | | | | |
| 14 | WILLIAMS, Aubrey | 2-6 | 0-0 | 1-2 | 0 4 4 | 4 | 5 | 0 3 0 | 0 | 30 | | | | | |
| 00 | RAY, Kendrick | 7-16 | 4-10 | 2-2 | 0 2 2 | 3 | 20 | 3 6 0 | 0 | 34 | | | | | |
| 11 | CLARKE, Kyle | 2-4 | 0-0 | 1-1 | 2 0 2 | 3 | 5 | 4 3 0 | 0 | 16 | | | | | |
| 21 | MASTERSON, Nick | 5-8 | 4-5 | 1-1 | 1 1 2 | 1 | 15 | 1 3 0 | 2 | 30 | | | | | |
| 04 | HOOKER, Tyler | 3-5 | 1-1 | 8-10 | 0 1 1 | 1 | 15 | 2 1 0 | 0 | 24 | | | | | |
| 10 | NIELSEN, Johannes | 1-5 | 0-0 | 4-4 | 0 8 8 | 5 | 6 | 0 2 0 | 0 | 20 | | | | | |
| 12 | SCOTT, James | 2-4 | 2-3 | 0-2 | 0 1 1 | 1 | 6 | 0 1 0 | 0 | 10 | | | | | |
| 23 | WILSON, Anthony | 0-1 | 0-0 | 0-0 | 2 1 3 | 0 | 0 | 1 0 0 | 0 | 6 | | | | | |
| 35 | CAMERON, Zach | 0-1 | 0-0 | 0-0 | 0 2 2 | 2 | 0 | 2 1 4 | 1 | 10 | | | | | |
| Team | | | | | 2 2 4 | | | | | | | | | | |
| Totals | | 24-55 | 11-19 | 17-23 | 8 28 36 | 23 | 76 | 14 21 7 | 3 | 200 | | | | | |

FG % 1st Half: 15-30 50.0% 2nd half: 9-25 36.0% Game: 24-55 43.6%
3FG % 1st Half: 3-7 42.9% 2nd half: 4-9 50.0% Game: 11-19 57.9%
FT % 1st Half: 5-5 100.0% 2nd half: 12-18 66.7% Game: 17-23 73.9%

Tennessee State 73 • 9-5

| # | Player | Total | | 3-Ptr | | Rebounds | | | PF | TP | | | | | Min |
|----|---------------------|--------|--------|--------|------|----------|-----|----|----|----|----|-----|-----|---|-----|
| | | FG-FGA | FG-FGA | FT-FTA | Off | Def | Tot | A | | | TO | Blk | Stl | | |
| 21 | MEKOWULU, Christian | f | 1-2 | 0-0 | 2-2 | 1 | 2 | 3 | 1 | 4 | 1 | 1 | 0 | 0 | 13 |
| 33 | MARTIN, Wayne | | 9-11 | 0-0 | 2-3 | 4 | 9 | 13 | 3 | 20 | 1 | 4 | 1 | 0 | 35 |
| 03 | REED, Jordan | g | 2-6 | 2-3 | 4-6 | 2 | 7 | 9 | 2 | 10 | 0 | 2 | 1 | 0 | 30 |
| 05 | McCALL, Tahjere | | 9-21 | 0-1 | 7-12 | 2 | 2 | 4 | 4 | 25 | 3 | 5 | 1 | 5 | 36 |
| 14 | REDDICK, Darreon | g | 1-9 | 0-4 | 1-2 | 0 | 1 | 1 | 1 | 3 | 2 | 0 | 0 | 1 | 28 |
| 00 | CHANEY, Armani | | 1-3 | 0-1 | 0-0 | 0 | 0 | 0 | 3 | 2 | 0 | 0 | 0 | 0 | 10 |
| 01 | SPENCER, Delano | | 0-2 | 0-2 | 0-0 | 0 | 0 | 0 | 0 | 0 | 0 | 0 | 0 | 0 | 6 |
| 04 | HAMILTON, K. | | 3-8 | 2-3 | 0-0 | 2 | 3 | 5 | 2 | 8 | 0 | 2 | 1 | 0 | 24 |
| 23 | EVERETT, A'Torey | | 0-2 | 0-0 | 1-2 | 0 | 1 | 1 | 4 | 1 | 2 | 1 | 0 | 0 | 18 |
| | Team | | | | | 2 | 1 | 3 | | | | | | | |



GAME 17 ►► 1/12/17 - AT EASTERN KENTUCKY - W, 64-49 - AWAY



Official Basketball Box Score -- Game Totals -- Final Statistics
Tennessee State vs Eastern Kentucky
01/12/17 7:00 PM at Richmond, Ky. (Paul S. McBrayer Arena)



Tennessee State 63 • 12-5 (3-1 OVC)

| # | Player | Total | | 3-Ptr | | Rebounds | | | PF | TP | A | | TO | Blk | Stl | Min |
|----------------------|---------------------|--------|-----------------|--------|-------------|----------|----------|-----|----------|----|----|-----|----|-----|-----|-----|
| | | FG-FGA | FG-FGA | FT-FTA | FT-FTA | Off | Def | Tot | | | TO | Blk | | | | |
| 21 | MEKOWULU, Christian | 1-3 | 0-0 | 2-3 | 3 3 6 | 5 | 4 | 0 | 1 | 0 | 0 | 0 | 0 | 0 | 0 | 16 |
| 33 | MARTIN, Wayne | 7-14 | 0-0 | 0-2 | 6 11 17 | 4 | 14 | 0 | 2 | 1 | 0 | 0 | 0 | 0 | 0 | 35 |
| 03 | REED, Jordan | 2-10 | 1-4 | 1-2 | 5 2 7 | 2 | 6 | 0 | 0 | 1 | 0 | 0 | 0 | 0 | 0 | 25 |
| 05 | McCALL, Tahjere | 4-7 | 0-1 | 2-2 | 0 4 4 | 4 | 10 | 7 | 3 | 1 | 3 | 0 | 0 | 0 | 0 | 26 |
| 14 | REDDICK, Darreon | 3-9 | 3-6 | 0-0 | 0 1 1 | 1 | 9 | 3 | 0 | 0 | 0 | 0 | 0 | 0 | 0 | 39 |
| 00 | CHANEY, Armani | 0-0 | 0-0 | 0-0 | 0 0 0 | 0 | 0 | 0 | 0 | 0 | 0 | 0 | 0 | 0 | 0 | 3 |
| 01 | SPENCER, Delano | 4-8 | 4-7 | 0-0 | 0 3 3 | 1 | 12 | 0 | 1 | 0 | 0 | 0 | 0 | 0 | 0 | 22 |
| 04 | HAMILTON, K. | 2-11 | 0-2 | 2-2 | 2 5 7 | 1 | 6 | 0 | 2 | 0 | 3 | 0 | 0 | 0 | 0 | 23 |
| 13 | OYEDIRAN, Samson | 0-0 | 0-0 | 0-0 | 0 0 0 | 0 | 0 | 0 | 0 | 0 | 0 | 0 | 0 | 0 | 0 | 0+ |
| 23 | EVERETT, A'Torey | 0-1 | 0-0 | 2-2 | 0 0 0 | 1 | 2 | 2 | 1 | 0 | 0 | 0 | 0 | 0 | 0 | 11 |
| Team | | | | | 0 1 1 | | | | | | | | | | | |
| Totals | | 23-63 | 8-20 | 9-13 | 16 30 46 | 19 | 63 | 12 | 10 | 3 | 10 | 0 | 0 | 0 | 0 | 200 |
| FG % 1st Half: 13-33 | | 39.4% | 2nd half: 10-30 | 33.3% | Game: 23-63 | 36.5% | Deadball | | Rebounds | | 2 | | | | | |
| 3FG % 1st Half: 6-10 | | 60.0% | 2nd half: 2-10 | 20.0% | Game: 8-20 | 40.0% | | | | | | | | | | |
| FT % 1st Half: 0-2 | | 0.0% | 2nd half: 9-11 | 81.8% | Game: 9-13 | 69.2% | | | | | | | | | | |

Eastern Kentucky 49 • 8-11 (1-3 OVC)

| # | Player | Total | | 3-Ptr | | Rebounds | | | PF | TP | A | | TO | Blk | Stl | Min |
|----------------------|------------------|--------|----------------|--------|-------------|----------|----------|-----|----------|----|----|-----|----|-----|-----|-----|
| | | FG-FGA | FG-FGA | FT-FTA | FT-FTA | Off | Def | Tot | | | TO | Blk | | | | |
| 01 | ADAMS, Marlon | 1-5 | 0-3 | 2-6 | 1 2 3 | 3 | 4 | 2 | 3 | 1 | 1 | 0 | 0 | 0 | 0 | 17 |
| 10 | MAYO, Nick | 6-14 | 1-4 | 2-5 | 0 5 5 | 3 | 15 | 2 | 3 | 1 | 1 | 0 | 0 | 0 | 0 | 39 |
| 12 | CHARLES, Zach | 2-3 | 0-1 | 2-5 | 4 7 11 | 0 | 6 | 0 | 0 | 1 | 2 | 0 | 0 | 0 | 0 | 30 |
| 02 | GIST, Asante | 7-19 | 2-8 | 1-2 | 0 1 1 | 4 | 17 | 3 | 3 | 0 | 0 | 0 | 0 | 0 | 0 | 39 |
| 04 | AVARE, Dillon | 2-9 | 2-8 | 0-0 | 0 3 3 | 3 | 6 | 1 | 0 | 0 | 2 | 0 | 0 | 0 | 0 | 34 |
| 03 | DISHMAN, DeAndre | 0-1 | 0-0 | 1-2 | 3 6 9 | 1 | 1 | 2 | 2 | 0 | 1 | 0 | 0 | 0 | 0 | 30 |
| 22 | HILL, Trevor | 0-0 | 0-0 | 0-0 | 0 0 0 | 1 | 0 | 0 | 1 | 0 | 0 | 0 | 0 | 0 | 0 | 2 |
| 31 | CHITTY, Parker | 0-2 | 0-2 | 0-0 | 0 0 0 | 1 | 0 | 0 | 0 | 0 | 0 | 0 | 0 | 0 | 0 | 9 |
| Team | | | | | 3 2 5 | | | | | | | | | | | |
| Totals | | 18-53 | 5-26 | 8-20 | 11 26 37 | 16 | 49 | 10 | 13 | 6 | 5 | 0 | 0 | 0 | 0 | 200 |
| FG % 1st Half: 10-25 | | 40.0% | 2nd half: 8-28 | 28.6% | Game: 18-53 | 34.0% | Deadball | | Rebounds | | 6 | | | | | |
| 3FG % 1st Half: 4-14 | | 28.6% | 2nd half: 1-12 | 8.3% | Game: 5-26 | 19.2% | | | | | | | | | | |
| FT % 1st Half: 2-7 | | 28.6% | 2nd half: 6-13 | 46.2% | Game: 8-20 | 40.0% | | | | | | | | | | |

Officials: Tim Gattis, Bret Smith, Michael Ingram
Technical fouls: Tennessee State-None, Eastern Kentucky-None.
Attendance: 1150

| Score by periods | 1st | 2nd | Total |
|------------------|-----|-----|-------|
| Tennessee State | 32 | 31 | 63 |
| Eastern Kentucky | 26 | 23 | 49 |

Last FG - TSUMB 2nd-00:23, ECU 2nd-00:13.
Largest lead - TSUMB by 14 2nd-03:23, ECU by 2 1st-12:13.
TSUMB led for 34:17, ECU led for 01:05. Game was tied for 04:38.

| Points | In | Off | 2nd | Fast | Bench |
|--------|----|-----|-----|------|-------|
| TSUMB | 28 | 13 | 14 | 2 | 20 |
| ECU | 22 | 12 | 9 | 0 | 1 |

Score tied - 3 times.
Lead changed - 4 times.

GAME 18 ►► 1/14/17 - AT MOREHEAD STATE - L, 87-85 - AWAY



Official Basketball Box Score -- Game Totals -- Final Statistics
Tennessee State vs Morehead State
1/14/17 7:45 p.m. at Morehead, Ky. | Johnson Arena



Tennessee State 85 • 12-6 / 3-2 OVC

| # | Player | Total | | 3-Ptr | | Rebounds | | | PF | TP | A | | TO | Blk | Stl | Min |
|----------------------|---------------------|--------|-----------------|--------|-------------|----------|----------|-----|----------|----|-----|-----|----|-----|-----|-----|
| | | FG-FGA | FG-FGA | FT-FTA | FT-FTA | Off | Def | Tot | | | TO | Blk | | | | |
| 21 | MEKOWULU, Christian | 1-1 | 0-0 | 0-0 | 0 2 2 | 3 | 2 | 1 | 0 | 0 | 0 | 0 | 0 | 0 | 0 | 23 |
| 33 | MARTIN, Wayne | 11-14 | 0-1 | 4-6 | 2 6 8 | 3 | 26 | 3 | 1 | 2 | 3 | 0 | 0 | 0 | 0 | 33 |
| 03 | REED, Jordan | 6-9 | 1-1 | 3-4 | 3 3 6 | 4 | 16 | 2 | 3 | 1 | 1 | 0 | 0 | 0 | 0 | 30 |
| 05 | McCALL, Tahjere | 4-9 | 1-2 | 3-4 | 1 0 1 | 4 | 12 | 4 | 7 | 0 | 4 | 0 | 0 | 0 | 0 | 23 |
| 14 | REDDICK, Darreon | 2-8 | 0-4 | 2-2 | 0 1 1 | 0 | 6 | 1 | 1 | 0 | 1 | 0 | 0 | 0 | 0 | 32 |
| 00 | CHANEY, Armani | 0-1 | 0-0 | 0-0 | 0 0 0 | 0 | 0 | 0 | 0 | 0 | 0 | 0 | 0 | 0 | 0 | 11 |
| 01 | SPENCER, Delano | 6-11 | 5-7 | 1-2 | 1 1 2 | 2 | 18 | 0 | 0 | 0 | 0 | 0 | 0 | 0 | 0 | 26 |
| 04 | HAMILTON, K. | 0-1 | 0-0 | 2-2 | 0 1 1 | 4 | 2 | 0 | 1 | 1 | 0 | 0 | 0 | 0 | 0 | 16 |
| 23 | EVERETT, A'Torey | 0-0 | 0-0 | 3-4 | 0 0 0 | 1 | 3 | 1 | 1 | 0 | 0 | 0 | 0 | 0 | 0 | 6 |
| Team | | | | | 1 3 4 | | | | | | | | | | | |
| Totals | | 30-54 | 7-15 | 18-24 | 8 17 25 | 21 | 85 | 12 | 14 | 4 | 9 | 0 | 0 | 0 | 0 | 200 |
| FG % 1st Half: 12-23 | | 52.2% | 2nd half: 18-31 | 58.1% | Game: 30-54 | 55.6% | Deadball | | Rebounds | | 4.2 | | | | | |
| 3FG % 1st Half: 2-7 | | 28.6% | 2nd half: 5-8 | 62.5% | Game: 7-15 | 46.7% | | | | | | | | | | |
| FT % 1st Half: 6-8 | | 75.0% | 2nd half: 12-16 | 75.0% | Game: 18-24 | 75.0% | | | | | | | | | | |

Morehead State 87 • 7-11 / 3-2 OVC

| # | Player | Total | | 3-Ptr | | Rebounds | | | PF | TP | A | | TO | Blk | Stl | Min |
|----------------------|--------------------|--------|-----------------|--------|-------------|----------|----------|-----|----------|----|-----|-----|----|-----|-----|-----|
| | | FG-FGA | FG-FGA | FT-FTA | FT-FTA | Off | Def | Tot | | | TO | Blk | | | | |
| 01 | WILLIAMS, Treshaad | 2-2 | 0-0 | 5-7 | 1 1 2 | 4 | 9 | 0 | 1 | 0 | 1 | 0 | 0 | 0 | 0 | 25 |
| 16 | MARRERO, DeJuan | 6-11 | 0-0 | 10-12 | 5 11 16 | 4 | 22 | 3 | 2 | 0 | 1 | 0 | 0 | 0 | 0 | 35 |
| 25 | BEAMON, Ronnye | 3-5 | 2-3 | 0-0 | 2 0 2 | 4 | 8 | 1 | 1 | 0 | 0 | 0 | 0 | 0 | 0 | 25 |
| 05 | DICENT, Miguel | 6-13 | 5-11 | 2-2 | 0 2 2 | 2 | 19 | 5 | 5 | 0 | 0 | 0 | 0 | 0 | 0 | 39 |
| 22 | MOON, Xavier | 2-7 | 1-4 | 2-2 | 1 2 3 | 2 | 7 | 8 | 4 | 1 | 2 | 0 | 0 | 0 | 0 | 39 |
| 02 | WALKER, Jordan | 2-3 | 1-2 | 2-2 | 0 0 0 | 3 | 7 | 0 | 0 | 0 | 0 | 0 | 0 | 0 | 0 | 15 |
| 13 | HARRIS, Lamontay | 6-15 | 1-3 | 2-2 | 2 1 3 | 3 | 15 | 1 | 2 | 0 | 0 | 0 | 0 | 0 | 0 | 20 |
| 32 | HEINSON, Djimon | 0-0 | 0-0 | 0-0 | 0 0 0 | 0 | 0 | 0 | 0 | 0 | 0 | 0 | 0 | 0 | 0 | 2 |
| Team | | | | | 1 0 1 | | | | | | | | | | | |
| Totals | | 27-56 | 10-23 | 23-27 | 12 17 29 | 22 | 87 | 18 | 15 | 1 | 5 | 0 | 0 | 0 | 0 | 200 |
| FG % 1st Half: 13-27 | | 48.1% | 2nd half: 14-29 | 48.3% | Game: 27-56 | 48.2% | Deadball | | Rebounds | | 2.1 | | | | | |
| 3FG % 1st Half: 4-9 | | 44.4% | 2nd half: 6-14 | 42.9% | Game: 10-23 | 43.5% | | | | | | | | | | |
| FT % 1st Half: 8-11 | | 72.7% | 2nd half: 15-16 | 93.8% | Game: 23-27 | 85.2% | | | | | | | | | | |

Officials: John Dillon, Darnell Spann, Andy Nagy
Technical fouls: Tennessee State-MARTIN, Wayne. Morehead State-None.
Attendance: 2858

| Score by periods | 1st | 2nd | Total |
|------------------|-----|-----|-------|
| Tennessee State | 32 | 53 | 85 |
| Morehead State | 38 | 49 | 87 |

Last FG - TSUMB 2nd-01:05, MORM 2nd-00:06.
Largest lead - TSUMB by 4 1st-11:16, MORM by 10 1st-05:06.
TSUMB led for 04:13, MORM led for 33:48. Game was tied for 01:59.

Score tied - 3 times.
Lead changed - 3 times.

GAME 19 ►► 1/19/17 - VS. TENNESSEE TECH - L, 80-74 OT - HOME



Official Basketball Box Score -- Game Totals -- Final Statistics
Tennessee Tech vs Tennessee State
01/19/17 7 p.m. at Nashville, Tenn. (Gentry Center)



Tennessee Tech 80 • 8-13, 4-2 OVC

| # | Player | Total | | | 3-Ptr | | Rebounds | | | PF | TP | A | | | TO | Blk | Stl | Min |
|----|---------------------|--------|--------|-----------|-------|-------|----------|------|-------|-------|-------|-------|----------|---|-----|-----|-----|-----|
| | | FG-FGA | FG-FGA | FT-FTA | Off | Def | Tot | TO | Blk | | | | | | | | | |
| 24 | HAWKINS, Ja'Cardo | f | 0-1 | 0-1 | 0-0 | 1 | 2 | 3 | 4 | 0 | 1 | 2 | 0 | 0 | 0 | 0 | 10 | |
| 25 | RAMSEY, Mason | f | 5-9 | 0-1 | 2-6 | 3 | 4 | 7 | 5 | 12 | 2 | 3 | 2 | 2 | 0 | 0 | 32 | |
| 04 | JUGOVIC, Aleksa | g | 8-18 | 3-9 | 11-11 | 1 | 3 | 4 | 1 | 30 | 5 | 1 | 0 | 1 | 0 | 0 | 43 | |
| 10 | MACK, Kajon | g | 1-2 | 1-2 | 0-0 | 0 | 0 | 0 | 5 | 3 | 3 | 1 | 0 | 2 | 0 | 0 | 12 | |
| 20 | FRAZIER, Savonte | g | 0-5 | 0-2 | 2-4 | 1 | 7 | 8 | 2 | 2 | 5 | 3 | 0 | 0 | 0 | 0 | 38 | |
| 02 | ROGERS, Hakeem | | 6-11 | 2-4 | 1-1 | 2 | 3 | 5 | 1 | 15 | 0 | 1 | 0 | 0 | 0 | 0 | 20 | |
| 11 | HENRY, Micaiah | | 0-1 | 0-0 | 2-2 | 1 | 0 | 1 | 5 | 2 | 1 | 2 | 1 | 0 | 0 | 0 | 12 | |
| 12 | ADAMS, Stephaun | | 0-0 | 0-0 | 2-2 | 0 | 1 | 1 | 0 | 2 | 0 | 0 | 0 | 0 | 0 | 0 | 4 | |
| 15 | PHILLIPS, Curtis | | 3-9 | 0-3 | 3-4 | 0 | 4 | 4 | 0 | 9 | 1 | 3 | 0 | 2 | 0 | 0 | 34 | |
| 22 | ALEXANDER, Courtney | | 1-2 | 0-0 | 0-0 | 0 | 4 | 4 | 1 | 2 | 0 | 2 | 2 | 0 | 0 | 0 | 16 | |
| 30 | BLEVINS, Colton | | 0-0 | 0-0 | 3-4 | 1 | 3 | 4 | 2 | 3 | 0 | 0 | 0 | 0 | 0 | 0 | 4 | |
| | Team | | | | | 1 | 2 | 3 | | | | 2 | | | | | | |
| | Totals | | 24-58 | 6-22 | 26-34 | 11 | 33 | 44 | 26 | 80 | 18 | 20 | 5 | 7 | 225 | | | |
| | FG % 1st Half: | 9-22 | 40.9% | 2nd half: | 12-30 | 40.0% | OT: | 1-6 | 50.0% | Game: | 24-58 | 41.4% | Deadball | | | | | |
| | 3FG % 1st Half: | 3-8 | 37.5% | 2nd half: | 2-10 | 20.0% | OT: | 1-4 | 25.0% | Game: | 6-22 | 27.3% | Rebounds | | | | | |
| | FT % 1st Half: | 11-14 | 78.6% | 2nd half: | 6-8 | 75.0% | OT: | 9-12 | 75.0% | Game: | 26-34 | 76.5% | 4 | | | | | |

**GAME 21 ▶▶ 1/25/17 - AT SIUE - W, 76-56 - AWAY**

Official Basketball Box Score -- Game Totals -- Final Statistics
Tennessee State vs SIUE
01/25/17 7 pm at Edwardsville, Ill./Vadalabene Center

**Tennessee State 76 • 13-8, 4-4 OVC**

| # | Player | * | Total | | | 3-Ptr | | | Rebounds | | | PF | TP | A | | | To | Blk | Stl | Min | | | | |
|-----------------|---------------------|---|-------|-----|-------|--------|-----|------|-----------|-----|-----|-------|----|-----|---------|-----|----|-------------|-----|-----|-------|--|--|---------------------------|
| | | | FG | FGA | % | FG | FGA | % | Off | Def | Tot | | | Off | Def | Tot | | | | | | | | |
| 01 | SPENCER, Delano | * | 5 | 6 | 83.3 | 4 | 5 | 80.0 | 0 | 3 | 3 | 4 | 14 | 2 | 1 | 0 | 0 | 0 | 31 | | | | | |
| 05 | McCALL, Tahjere | * | 3 | 6 | 50.0 | 0 | 0 | 0.0 | 5 | 6 | 0 | 3 | 3 | 2 | 11 | 12 | 8 | 0 | 4 | 37 | | | | |
| 14 | REDDICK, Darreon | * | 5 | 8 | 62.5 | 4 | 6 | 66.7 | 0 | 3 | 3 | 3 | 14 | 1 | 2 | 0 | 0 | 0 | 32 | | | | | |
| 21 | MEKOWULU, Christian | * | 5 | 9 | 55.6 | 0 | 0 | 0.0 | 2 | 4 | 5 | 4 | 12 | 1 | 1 | 2 | 0 | 0 | 26 | | | | | |
| 33 | MARTIN, Wayne | * | 5 | 8 | 62.5 | 0 | 0 | 0.0 | 2 | 5 | 7 | 0 | 14 | 2 | 5 | 2 | 4 | 34 | | | | | | |
| 00 | CHANEY, Armani | | 0 | 1 | 0.0 | 0 | 1 | 0.0 | 0 | 0 | 0 | 0 | 0 | 0 | 2 | 0 | 1 | 9 | | | | | | |
| 03 | REED, Jordan | | 4 | 10 | 40.0 | 0 | 2 | 0.0 | 4 | 3 | 7 | 4 | 9 | 3 | 0 | 1 | 0 | 24 | | | | | | |
| 13 | OYEDIRAN, Samson | | 1 | 1 | 100.0 | 0 | 0 | 0.0 | 0 | 0 | 0 | 1 | 2 | 0 | 0 | 0 | 0 | 4 | | | | | | |
| 23 | EVERETT, A'Torey | | 0 | 0 | 0.0 | 0 | 0 | 0.0 | 0 | 0 | 0 | 0 | 0 | 0 | 0 | 0 | 0 | 1 | | | | | | |
| 30 | SPENCER, Khalill | | 0 | 0 | 0.0 | 0 | 0 | 0.0 | 0 | 0 | 0 | 0 | 0 | 0 | 0 | 0 | 0 | 1 | | | | | | |
| 34 | DUKE, Jalen | | 0 | 0 | 0.0 | 0 | 0 | 0.0 | 0 | 0 | 0 | 0 | 0 | 0 | 0 | 0 | 0 | 1 | | | | | | |
| Team | | | | | | | | | 5 0 5 | | | | | | | | | | | | | | | |
| Totals | | | 28-49 | | | 8-14 | | | 12-16 | | | 18 76 | | | 21 19 5 | | | 9 200 | | | | | | |
| FG % 1st Half: | | | 13-25 | | | 52.0% | | | 2nd half: | | | 15-24 | | | 62.5% | | | Game: 28-49 | | | 57.1% | | | Deadball Rebounds 1 |
| 3FG % 1st Half: | | | 3-6 | | | 50.0% | | | 2nd half: | | | 5-8 | | | 62.5% | | | Game: 12-16 | | | 75.0% | | | |
| FT % 1st Half: | | | 3-3 | | | 100.0% | | | 2nd half: | | | 9-13 | | | 69.2% | | | Game: | | | | | | |

SIUE 56 • 5-17, 0-8 OVC

| # | Player | Total | | 3-Ptr | | Rebounds | | | PF | TP | A | TO | Blk | Stl | Min | | | | | | | | | | | | |
|-----------------|------------------|-------|-----|-------|-----|-----------|-----|-------|----|-------|---|-------|-----|-------|-----|-------|-----|----|--|----|--|---|--|---|--|----------|--|
| | | FG | FGA | FG | FGA | FT | FTA | Off | | | | | | | | Def | Tot | | | | | | | | | | |
| 02 | THORNTON, Devin | 2 | 3 | 2 | 3 | 1 | 2 | 0 | 0 | 0 | 2 | 7 | 1 | 0 | 0 | 16 | | | | | | | | | | | |
| 13 | ELLIS, Christian | 1 | 2 | 0 | 0 | 1 | 3 | 1 | 1 | 2 | 1 | 3 | 4 | 4 | 0 | 0 | 19 | | | | | | | | | | |
| 15 | WHITE, Josh | 0 | 3 | 0 | 2 | 0 | 0 | 1 | 1 | 1 | 2 | 0 | 3 | 1 | 0 | 2 | 18 | | | | | | | | | | |
| 24 | HENRY, Jalen | 4 | 14 | 1 | 4 | 2 | 4 | 2 | 3 | 5 | 4 | 11 | 1 | 2 | 0 | 0 | 34 | | | | | | | | | | |
| 45 | SIMMONS, Keenan | 4 | 5 | 0 | 0 | 2 | 4 | 3 | 4 | 7 | 2 | 10 | 0 | 1 | 1 | 2 | 30 | | | | | | | | | | |
| 00 | ANDERSON, Carlos | 4 | 8 | 0 | 1 | 7 | 9 | 1 | 1 | 2 | 1 | 15 | 3 | 0 | 0 | 1 | 24 | | | | | | | | | | |
| 01 | ESLIK, Burak | 0 | 3 | 0 | 1 | 0 | 1 | 0 | 1 | 1 | 0 | 0 | 1 | 2 | 0 | 0 | 18 | | | | | | | | | | |
| 22 | BENTON, Justin | 2 | 4 | 0 | 2 | 0 | 0 | 1 | 0 | 1 | 3 | 6 | 1 | 3 | 0 | 0 | 14 | | | | | | | | | | |
| 32 | JACKSON, Brandon | 2 | 3 | 0 | 0 | 0 | 0 | 0 | 1 | 1 | 3 | 4 | 0 | 2 | 1 | 1 | 22 | | | | | | | | | | |
| Team | | | | | | | | 0 | | 0 | | 0 | | | | | | | | | | | | | | | |
| Totals | | 19-45 | | 5-13 | | 13-23 | | 8 | | 12 | | 20 | | 18 | | 56 | | 14 | | 16 | | 2 | | 7 | | 200 | |
| FG % 1st Half: | | 8-24 | | 33.3% | | 2nd half: | | 11-21 | | 52.4% | | Game: | | 19-45 | | 42.2% | | | | | | | | | | Deadball | |
| 3FG % 1st Half: | | 0-4 | | 0.0% | | 2nd half: | | 5-9 | | 55.6% | | Game: | | 5-13 | | 38.5% | | | | | | | | | | Rebounds | |
| FT % 1st Half: | | 2-5 | | 40.0% | | 2nd half: | | 11-18 | | 61.1% | | Game: | | 13-23 | | 56.5% | | | | | | | | | | 7 | |

Officials: Ed Crenshaw, Steve Honacki, Bobby Daw
Technical fouls: Tennessee State-None. SIUE-None.
Attendance: 1011

| Score by periods | 1st | 2nd | Total |
|------------------|-----|-----|-------|
| Tennessee State | 32 | 44 | 76 |
| SIUE | 18 | 38 | 56 |

Last FG - TSUMBB 2nd-00:29. SIUE 2nd-00:18.
Largest lead - TSUMBB by 24 2nd-02:06. SIUE None.
TSUMBB led for 37:08. SIUE led for 00:00. Game was tied for 02:52.

Score tied - 2 times.
Lead changed - 0 times.

GAME 22 ▶▶ 1/28/17 - VS. BELMONT - L, 93-76 - HOME

Official Basketball Box Score -- Game Totals -- Final Statistics
Belmont vs Tennessee State
01/28/17 7:30 p.m. at Gentry Center (Nashville, Tenn.)

**Belmont 93 • 15-4, 9-0 OVC**

| # | Player | Total | | 3-Ptr | | Rebounds | | | PF | TP | A | TO | Blk | Stl | Min |
|----------------------|-------------------|--------|--------|-----------------|-----|----------|---|-------------|---------|-------|-------|----|---------------|----------|-----|
| | | FG-FGA | FT-FTA | Off | Def | Tot | | | | | | | | | |
| 32 | EKEKEZE, Amanze | f 2-5 | 1-4 | 0-0 | 1 | 4 | 5 | 4 | 5 | 1 | 0 | 1 | 0 | 27 | |
| 35 | BRADDS, Evan | f 7-9 | 0-0 | 6-8 | 0 | 8 | 8 | 3 | 20 | 3 | 3 | 1 | 0 | 31 | |
| 01 | LUKE, Austin | g 6-9 | 3-5 | 3-4 | 0 | 5 | 5 | 1 | 18 | 9 | 1 | 0 | 1 | 34 | |
| 03 | WINDLER, Dylan | g 4-7 | 0-2 | 2-2 | 0 | 3 | 3 | 3 | 10 | 5 | 1 | 0 | 2 | 32 | |
| 20 | BARNETTE, Taylor | g 4-7 | 4-6 | 3-4 | 0 | 1 | 1 | 2 | 15 | 1 | 4 | 0 | 0 | 25 | |
| 02 | SMITH, Nick | g 4-5 | 4-5 | 3-3 | 0 | 2 | 2 | 1 | 15 | 0 | 0 | 0 | 0 | 10 | |
| 11 | MCCALIN, Kevin | 1-1 | 0-0 | 3-4 | 0 | 1 | 1 | 2 | 5 | 0 | 0 | 0 | 1 | 7 | |
| 21 | SAMPSON, Burton | 1-2 | 0-0 | 1-2 | 0 | 1 | 1 | 4 | 3 | 1 | 1 | 0 | 0 | 20 | |
| 24 | BENKERT, Michael | 0-1 | 0-1 | 0-0 | 0 | 0 | 0 | 1 | 0 | 0 | 0 | 0 | 1 | 4 | |
| 31 | LESTER, Josh | 0-1 | 0-1 | 0-0 | 0 | 0 | 0 | 0 | 0 | 0 | 0 | 0 | 0 | 1 | |
| 41 | HADDEN, Tyler | 0-1 | 0-0 | 0-0 | 0 | 2 | 2 | 0 | 0 | 0 | 0 | 0 | 0 | 2 | |
| 50 | ADELSPERGER, Seth | 1-1 | 0-0 | 0-0 | 0 | 4 | 4 | 2 | 2 | 0 | 1 | 0 | 0 | 7 | |
| Team | | | | | | 0 0 0 | | | | | | | | | |
| Totals | | 30-49 | | 12-24 | | 21-27 | | | 1 31 32 | | 23 93 | | 20 12 2 5 200 | | |
| FG % 1st Half: 14-24 | | 58.3% | | 2nd half: 16-25 | | 64.0% | | Game: 30-49 | | 61.2% | | | | Deadball | |
| 3FG % 1st Half: 6-12 | | 50.0% | | 2nd half: 6-12 | | 50.0% | | Game: 12-24 | | 50.0% | | | | Rebounds | |
| FT % 1st Half: 5-6 | | 83.3% | | 2nd half: 16-21 | | 76.2% | | Game: 21-27 | | 77.8% | | | | 3 | |

Tennessee State 76 • 13-9, 4-5 OVC

| # | Player | Total | | 3-Ptr | | Rebounds | | | PF | TP | A | TO | Blk | Stl | Min |
|----------------------|---------------------|--------|-----------------|--------|-------------|----------|-------|----|----|----|---|----|-----|-----|---------------------------|
| | | FG-FGA | FG-FGA | FT-FTA | Off | Def | Tot | | | | | | | | |
| 21 | MEKOWULU, Christian | f | 2-4 | 0-0 | 1-2 | 1 | 2 | 3 | 3 | 5 | 0 | 1 | 0 | 2 | 11 |
| 33 | MARTIN, Wayne | f | 6-9 | 1-2 | 5-7 | 3 | 5 | 8 | 3 | 18 | 1 | 1 | 1 | 2 | 36 |
| 01 | SPENCER, Delano | g | 2-9 | 1-5 | 0-0 | 0 | 2 | 2 | 2 | 5 | 0 | 2 | 0 | 0 | 39 |
| 05 | McCALL, Tahjere | g | 8-13 | 1-2 | 5-13 | 1 | 4 | 5 | 4 | 22 | 3 | 2 | 0 | 1 | 38 |
| 14 | REDDICK, Darreon | g | 3-10 | 1-5 | 0-0 | 0 | 0 | 0 | 2 | 7 | 3 | 1 | 0 | 0 | 32 |
| 00 | CHANEY, Armani | | 5-6 | 2-3 | 2-2 | 0 | 1 | 1 | 3 | 14 | 1 | 0 | 0 | 1 | 13 |
| 03 | REED, Jordan | | 1-7 | 0-1 | 0-0 | 4 | 6 | 10 | 2 | 2 | 0 | 2 | 0 | 1 | 21 |
| 23 | EVERETT, A'Torey | | 1-3 | 1-2 | 0-0 | 0 | 0 | 0 | 2 | 3 | 0 | 1 | 0 | 0 | 10 |
| Team | | | | | | 0 | 1 | 1 | | | | 1 | | | |
| Totals | | | 28-61 | 7-20 | 13-24 | 9 | 21 | 30 | 21 | 76 | 8 | 10 | 1 | 7 | 200 |
| FG % 1st Half: 10-30 | | 33.3% | 2nd half: 18-31 | 58.1% | Game: 29-61 | | 45.9% | | | | | | | | Deadball Rebounds 4 |
| 3FG % 1st Half: 3-8 | | 37.5% | 2nd half: 4-12 | 33.3% | Game: 7-20 | | 35.0% | | | | | | | | |
| FT % 1st Half: 5-9 | | 55.6% | 2nd half: 8-15 | 53.3% | Game: 13-24 | | 54.2% | | | | | | | | |



GAME 25 ▶▶ 2/9/17 - AT TENNESSEE TECH - W, 72-59 - AWAY



Official Basketball Box Score -- Game Totals -- Final Statistics
Tennessee State vs Tennessee Tech
02/09/17 6:00 PM at Cookeville, Tenn. (Eblen Center)



Tennessee State 72 • 15-10, 6-6

| # | Player | Total | | 3-Ptr | | Rebounds | | | PF | TP | A TO Blk | | | Stl | Min |
|-----------------|---------------------|--------|--------|-----------|--------|----------|-------|-----|-------|-------|-------------------|----|-----|-----|-----|
| | | FG-FGA | FT-FTA | FG-FGA | FT-FTA | Off | Def | Tot | | | A | TO | Blk | | |
| 21 | MEKOWULU, Christian | 1 | 0-2 | 0-0 | 0-0 | 0 | 0 | 0 | 2 | 0 | 0 | 1 | 0 | 0 | 18 |
| 30 | MARTIN, Wayne | 1 | 7-11 | 1-1 | 0-0 | 3 | 5 | 8 | 2 | 15 | 2 | 1 | 1 | 2 | 37 |
| 00 | CHANEY, Armani | g | 5-7 | 0-2 | 0-1 | 0 | 2 | 2 | 3 | 10 | 5 | 1 | 0 | 1 | 38 |
| 14 | SPENCER, Delano | g | 3-7 | 3-7 | 2-2 | 0 | 3 | 3 | 5 | 11 | 3 | 2 | 0 | 0 | 30 |
| 01 | REDDICK, Darreon | g | 5-12 | 3-7 | 0-1 | 0 | 7 | 7 | 3 | 13 | 2 | 3 | 0 | 0 | 35 |
| 03 | REED, Jordan | g | 0-2 | 0-0 | 2-2 | 2 | 1 | 3 | 1 | 2 | 0 | 0 | 0 | 0 | 9 |
| 04 | HAMILTON, K. | g | 7-13 | 3-7 | 4-4 | 3 | 7 | 10 | 4 | 21 | 1 | 2 | 3 | 2 | 24 |
| 23 | EVERETT, A'Torey | g | 0-2 | 0-0 | 0-0 | 0 | 1 | 1 | 1 | 0 | 2 | 1 | 0 | 1 | 9 |
| Team | | | | | | 2 | 2 | 4 | | | 2 | | | | |
| Totals | | | 27-56 | 10-24 | 8-10 | 10 | 28 | 38 | 21 | 72 | 15 | 13 | 4 | 6 | 200 |
| FG % 1st Half: | | 14-30 | 46.7% | 2nd half: | 13-26 | 50.0% | Game: | | 27-56 | 48.2% | Deadball Rebounds | | | | |
| 3FG % 1st Half: | | 6-13 | 46.2% | 2nd half: | 4-11 | 36.4% | Game: | | 10-24 | 41.7% | 0 | | | | |
| FT % 1st Half: | | 2-2 | 100.0% | 2nd half: | 6-8 | 75.0% | Game: | | 8-10 | 80.0% | | | | | |

Tennessee Tech 59 • 10-17, 6-6

| # | Player | Total | | 3-Ptr | | Rebounds | | | PF | TP | A TO Blk | | | Stl | Min |
|-----------------|---------------------|--------|--------|-----------|--------|----------|-------|-----|-------|-------|-------------------|----|-----|-----|-----|
| | | FG-FGA | FT-FTA | FG-FGA | FT-FTA | Off | Def | Tot | | | A | TO | Blk | | |
| 15 | PHILLIPS, Curtis | 1 | 4-12 | 2-7 | 4-4 | 2 | 3 | 5 | 3 | 14 | 2 | 2 | 0 | 2 | 29 |
| 25 | RAMSEY, Mason | 1 | 1-6 | 0-2 | 2-2 | 2 | 4 | 6 | 4 | 4 | 2 | 2 | 1 | 1 | 24 |
| 04 | JUGOVIC, Aleksa | g | 2-6 | 1-4 | 2-4 | 0 | 1 | 1 | 2 | 7 | 2 | 4 | 0 | 0 | 34 |
| 10 | MACK, Kajan | g | 1-7 | 0-4 | 3-8 | 2 | 8 | 10 | 1 | 5 | 4 | 3 | 1 | 1 | 39 |
| 20 | FRAZIER, Savonte | g | 1-1 | 1-1 | 1-2 | 0 | 1 | 1 | 0 | 4 | 0 | 0 | 0 | 0 | 10 |
| 02 | ROGERS, Hakeem | g | 5-8 | 5-8 | 2-4 | 0 | 1 | 1 | 0 | 17 | 0 | 0 | 0 | 0 | 24 |
| 11 | HENRY, Micalah | g | 1-2 | 0-0 | 0-0 | 0 | 1 | 1 | 3 | 2 | 0 | 1 | 2 | 1 | 18 |
| 12 | ADAMS, Stephaun | g | 1-3 | 0-2 | 2-2 | 0 | 2 | 2 | 3 | 4 | 4 | 0 | 0 | 0 | 12 |
| 22 | ALEXANDER, Courtney | g | 0-0 | 0-0 | 0-0 | 0 | 0 | 0 | 0 | 0 | 0 | 0 | 0 | 0 | 2 |
| 24 | HAWKINS, Ja'Cardo | g | 0-0 | 0-0 | 0-0 | 0 | 0 | 0 | 0 | 0 | 0 | 0 | 0 | 0 | 4 |
| 30 | BLEVINS, Colton | g | 1-1 | 0-0 | 0-0 | 0 | 0 | 0 | 0 | 2 | 0 | 0 | 0 | 0 | 4 |
| Team | | | | | | 1 | 0 | 1 | | | | | | | |
| Totals | | | 17-46 | 9-28 | 16-26 | 7 | 21 | 28 | 16 | 59 | 14 | 12 | 4 | 5 | 200 |
| FG % 1st Half: | | 7-20 | 35.0% | 2nd half: | 10-26 | 38.5% | Game: | | 17-46 | 37.0% | Deadball Rebounds | | | | |
| 3FG % 1st Half: | | 2-10 | 20.0% | 2nd half: | 7-18 | 38.9% | Game: | | 9-28 | 32.1% | 4 | | | | |
| FT % 1st Half: | | 3-6 | 50.0% | 2nd half: | 13-20 | 65.0% | Game: | | 16-26 | 61.5% | | | | | |

Officials: Jeb Hartness, John St. Clair, Ed Crenshaw
Technical fouls: Tennessee State-None. Tennessee Tech-None.
Attendance: 1414

| Score by periods | 1st | 2nd | Total |
|------------------|-----|-----|-------|
| Tennessee State | 36 | 36 | 72 |
| Tennessee Tech | 19 | 40 | 59 |

| Points | In | Off | 2nd | Fast | Bench |
|--------|----|-----|-----|------|-------|
| TSUMBB | 30 | 14 | 11 | 8 | 23 |
| TTU | 16 | 12 | 8 | 7 | 25 |

Last FG - TSUMBB 2nd-02:01, TTU 2nd-01:08.
Largest lead - TSUMBB by 23 2nd-14:31, TTU None.
TSUMBB led for 39:14, TTU led for 00:00. Game was tied for 00:15.

Score tied - 0 times.
Lead changed - 0 times.

GAME 26 ▶▶ 2/11/17 - AT JACKSONVILLE STATE - L, 63-57- AWAY



Official Basketball Box Score -- Game Totals -- Final Statistics
Tennessee State vs Jacksonville State
02/11/17 4:30 p.m. at Jacksonville, Ala. (Pete Mathews Col.)



Tennessee State 57 • 15-11, 6-7 OVC

| # | Player | Total | | 3-Ptr | | Rebounds | | | PF | TP | A TO Blk | | | Stl | Min |
|-----------------|---------------------|--------|--------|-----------|--------|----------|-------|-----|-------|-------|-------------------|----|-----|-----|-----|
| | | FG-FGA | FT-FTA | FG-FGA | FT-FTA | Off | Def | Tot | | | A | TO | Blk | | |
| 00 | CHANEY, Armani | * | 4-11 | 1-2 | 6-6 | 0 | 3 | 3 | 5 | 15 | 2 | 0 | 0 | 2 | 39 |
| 01 | SPENCER, Delano | * | 3-8 | 2-7 | 0-0 | 0 | 2 | 2 | 4 | 8 | 0 | 1 | 0 | 0 | 26 |
| 14 | REDDICK, Darreon | * | 0-7 | 0-3 | 3-4 | 0 | 1 | 1 | 4 | 3 | 1 | 0 | 0 | 1 | 29 |
| 21 | MEKOWULU, Christian | * | 0-1 | 0-0 | 2-6 | 1 | 2 | 3 | 1 | 2 | 0 | 1 | 0 | 2 | 22 |
| 33 | MARTIN, Wayne | * | 8-14 | 0-1 | 2-4 | 2 | 3 | 5 | 3 | 18 | 0 | 1 | 0 | 2 | 33 |
| 03 | REED, Jordan | * | 2-4 | 1-1 | 1-2 | 2 | 3 | 5 | 4 | 6 | 1 | 1 | 0 | 0 | 22 |
| 04 | HAMILTON, K. | * | 1-9 | 0-6 | 3-4 | 1 | 4 | 5 | 4 | 5 | 1 | 0 | 0 | 1 | 25 |
| 23 | EVERETT, A'Torey | * | 0-0 | 0-0 | 0-1 | 0 | 0 | 0 | 0 | 0 | 0 | 0 | 0 | 0 | 4 |
| Team | | | | | | 3 | 3 | 6 | | | | | | | |
| Totals | | | 18-54 | 4-20 | 17-27 | 9 | 21 | 30 | 25 | 57 | 5 | 4 | 0 | 8 | 200 |
| FG % 1st Half: | | 5-22 | 22.7% | 2nd half: | 13-32 | 40.6% | Game: | | 18-54 | 33.3% | Deadball Rebounds | | | | |
| 3FG % 1st Half: | | 0-8 | 0.0% | 2nd half: | 4-12 | 33.3% | Game: | | 4-20 | 20.0% | 3 | | | | |
| FT % 1st Half: | | 8-13 | 61.5% | 2nd half: | 9-14 | 64.3% | Game: | | 17-27 | 63.0% | | | | | |

Jacksonville State 63 • 16-12, 8-5 OVC

| # | Player | Total | | 3-Ptr | | Rebounds | | | PF | TP | A TO Blk | | | Stl | Min |
|-----------------|-----------------------|--------|--------|-----------|--------|----------|-------|-----|-------|-------|-------------------|----|-----|-----|-----|
| | | FG-FGA | FT-FTA | FG-FGA | FT-FTA | Off | Def | Tot | | | A | TO | Blk | | |
| 01 | TUCKER, Greg | * | 5-9 | 4-8 | 10-14 | 0 | 1 | 1 | 2 | 24 | 5 | 2 | 0 | 1 | 39 |
| 12 | GIGA, Norbertas | * | 0-2 | 0-0 | 1-2 | 0 | 11 | 11 | 2 | 1 | 1 | 5 | 2 | 0 | 35 |
| 15 | DURHAM, Erik | * | 2-4 | 1-3 | 4-6 | 1 | 7 | 8 | 4 | 9 | 1 | 1 | 0 | 1 | 24 |
| 21 | DRUMWRIGHT, Malcolm | * | 5-13 | 3-9 | 1-1 | 0 | 3 | 3 | 1 | 14 | 3 | 2 | 0 | 0 | 37 |
| 31 | CUNNINGHAM, Christian | * | 1-1 | 0-0 | 0-0 | 3 | 6 | 9 | 1 | 2 | 1 | 1 | 0 | 0 | 20 |
| 03 | GREEN, Derrick | * | 0-0 | 0-0 | 0-0 | 0 | 1 | 1 | 0 | 0 | 0 | 0 | 0 | 0 | 0+ |
| 04 | EDWARDS, Tyrick | * | 1-2 | 0-1 | 8-8 | 0 | 3 | 3 | 0 | 10 | 1 | 0 | 0 | 0 | 16 |
| 11 | CROSS, Jacara | * | 1-1 | 0-0 | 1-2 | 0 | 1 | 1 | 5 | 3 | 0 | 2 | 0 | 0 | 10 |
| 33 | STATAM, Andre | * | 0-6 | 0-6 | 0-0 | 1 | 0 | 1 | 3 | 0 | 0 | 1 | 1 | 0 | 15 |
| 34 | SPEARS, Ashton | * | 0-0 | 0-0 | 0-0 | 0 | 0 | 0 | 2 | 0 | 0 | 0 | 0 | 0 | 4 |
| Team | | | | | | 0 | 1 | 1 | | | | | | | |
| Totals | | | 15-38 | 8-27 | 25-33 | 5 | 34 | 39 | 20 | 63 | 12 | 14 | 3 | 2 | 200 |
| FG % 1st Half: | | 8-22 | 36.4% | 2nd half: | 7-16 | 43.8% | Game: | | 15-38 | 39.5% | Deadball Rebounds | | | | |
| 3FG % 1st Half: | | 4-15 | 26.7% | 2nd half: | 4-12 | 33.3% | Game: | | 8-27 | 29.6% | 5 | | | | |
| FT % 1st Half: | | 6-7 | 85.7% | 2nd half: | 19-26 | 73.1% | Game: | | 25-33 | 75.8% | | | | | |

Officials: Wil Howard, Brett Miles, Brian Crocker
Technical fouls: Tennessee State-HAMILTON, K., Jacksonville State-GIGA, Norbertas.
Attendance: 1920

| Score by periods | 1st | 2nd | Total |
|--------------------|-----|-----|-------|
| Tennessee State | 18 | 39 | 57 |
| Jacksonville State | 26 | 37 | 63 |

Last FG - TSUMBB 2nd-00:07, JSU 2nd-00:44.
Largest lead - TSUMBB by 3 1st-16:40, JSU by 12 1st-05:35.
TSUMBB led for 02:29, JSU led for 34:19. Game was tied for 03:12.

Score tied - 1 time.
Lead changed - 5 times.

GAME 27 ▶▶ 2/16/17 - VS. MOREHEAD STATE - W, 64-52 - HOME



Official Basketball Box Score -- Game Totals -- Final Statistics
Morehead State vs Tennessee State
02/16/17 8 p.m. at Nashville, Tenn. (Gentry Center)



Morehead State 52 • 13-13, 9-4 OVC

| # | Player | | Total | | 3-Ptr | | Rebounds | | | PF | TP | A TO Blk | | | Stl | Min |
|-----------------|--------------------|---|--------|--------|-----------|--------|----------|-------|-----|-------|-------|-------------------|----|-----|-----|-----|
| | | | FG-FGA | FT-FTA | FG-FGA | FT-FTA | Off | Def | Tot | | | A | TO | Blk | | |
| 01 | WILLIAMS, Treshaad | * | 1-3 | 0-0 | 5-6 | 3 | 3 | 6 | 3 | 7 | 0 | 3 | 0 | 2 | 33 | |
| 05 | DICENT, Miguel | * | 2-6 | 1-3 | 2-3 | 0 | 1 | 1 | 5 | 7 | 2 | 4 | 0 | 1 | 30 | |
| 15 | MARRERO, DeJuan | * | 3-16 | 0-0 | 0-0 | 4 | 7 | 11 | 3 | 6 | 0 | 6 | 0 | 0 | 32 | |
| 22 | MOON, Xavier | * | 6-21 | 5-10 | 1-2 | 1 | 3 | 4 | 0 | 18 | 5 | 2 | 0 | 1 | 40 | |
| 25 | BEAMON, Ronnye | * | 2-4 | 0-2 | 0-0 | 1 | 2 | 3 | 5 | 4 | 0 | 2 | 0 | 1 | 34 | |
| 02 | WALKER, Jordan | * | 1-5 | 1-2 | 2-3 | 0 | 0 | 0 | 1 | 5 | 1 | 0 | 0 | 0 | 15 | |
| 13 | HARRIS, Lamontay | * | 2-8 | 1-3 | 0-0 | 3 | 1 | 4 | 5 | 1 | 2 | 1 | 0 | 0 | 16 | |
| 32 | HENSON, Djimon | * | 0-0 | 0-0 | 0-0 | 0 | 0 | 0 | 0 | 0 | 0 | 0 | 0 | 0 | 0+ | |
| Team | | | | | | 5 | 3 | 8 | | | | | | | | |
| Totals | | | | 17-63 | 8-20 | 10-14 | 17 | 20 | 37 | 21 | 52 | 9 | 19 | 1 | 5 | 200 |
| FG % 1st Half: | | | 8-28 | 28.6% | 2nd half: | 9-35 | 25.7% | Game: | | 17-63 | 27.0% | Deadball Rebounds | | | | |
| 3FG % 1st Half: | | | 4-10 | 40.0% | 2nd half: | 4-10 | 40.0% | Game: | | 8-20 | 40.0% | 1 | | | | |
| FT % 1st Half: | | | 0-0 | 0.0% | 2nd half: | 10-14 | 71.4% | Game: | | 10-14 | 71.4% | | | | | |

2016-17 STATISTICS - OVERALL ▶▶



Tennessee State Men's Basketball
Tennessee State Combined Team Statistics (as of Feb 16, 2017)
All games



| RECORD: | OVERALL | HOME | AWAY | NEUTRAL |
|----------------|---------|------|------|---------|
| ALL GAMES | 16-11 | 6-5 | 8-6 | 2-0 |
| CONFERENCE | 7-7 | 3-4 | 4-3 | 0-0 |
| NON-CONFERENCE | 9-4 | 3-1 | 4-3 | 2-0 |

| # | Player | gp | pts | min | avg | fg | 3pt | ft | reb | ast | blk | stl | pts | avg |
|----|---------------------|-------|-----|------|---------|-------|--------|------|---------|------|-----|-----|-----|------|
| 33 | MARTIN, Wayne | 27-26 | 858 | 31.8 | 155-265 | .585 | 6-22 | .273 | 70-184 | .673 | 80 | 177 | 257 | 14.3 |
| 05 | McCALL, Tahjere | 24-24 | 760 | 31.7 | 111-255 | .435 | 9-34 | .265 | 111-179 | .620 | 36 | 81 | 117 | 14.3 |
| 14 | REDDICK, Darreon | 26-25 | 758 | 29.2 | 82-222 | .369 | 45-123 | .366 | 35-48 | .714 | 3 | 53 | 56 | 9.4 |
| 01 | SPENCER, Delano | 26-8 | 595 | 22.9 | 77-181 | .425 | 56-136 | .412 | 24-27 | .889 | 8 | 43 | 51 | 9.0 |
| 03 | REED, Jordan | 27-19 | 662 | 24.5 | 72-172 | .419 | 9-38 | .300 | 68-98 | .704 | 72 | 99 | 171 | 8.2 |
| 04 | HAMILTON, K. | 25-14 | 486 | 19.4 | 66-151 | .437 | 17-52 | .327 | 25-36 | .694 | 39 | 61 | 100 | 7.0 |
| 21 | MEKOWULU, Christian | 27-14 | 494 | 18.3 | 41-84 | .488 | 0-1 | .000 | 41-65 | .631 | 33 | 78 | 183 | 3.8 |
| 00 | CHANEY, Armani | 26-5 | 443 | 17.0 | 36-106 | .340 | 9-37 | .243 | 29-34 | .853 | 5 | 26 | 33 | 4.2 |
| 23 | EVERETT, A'Toney | 25-8 | 238 | 18.8 | 16-43 | .372 | 4-7 | .571 | 28-25 | .800 | 3 | 17 | 28 | 2.4 |
| 34 | DUKE, Jalen | 5-0 | 24 | 4.8 | 3-7 | .429 | 0-1 | .000 | 0-0 | .000 | 1 | 0 | 1 | 1.2 |
| 15 | WILLIAMS, Xavier | 10-8 | 52 | 5.2 | 5-12 | .417 | 0-3 | .000 | 0-1 | .000 | 3 | 6 | 9 | 1.0 |
| 13 | OYEDIRAN, Samson | 15-0 | 79 | 5.3 | 4-12 | .333 | 1-5 | .200 | 5-9 | .556 | 5 | 8 | 13 | 0.9 |
| 18 | DAVIS, Thomas | 5-8 | 18 | 3.6 | 2-3 | .667 | 0-8 | .000 | 0-0 | .000 | 0 | 3 | 3 | 0.8 |
| 30 | SPENCER, Khalil | 5-0 | 15 | 3.0 | 1-1 | 1.000 | 0-0 | .000 | 1-4 | .250 | 1 | 1 | 2 | 0.6 |

| Team | SUN | | | | | | | | | | | | | | | | | | | |
|----------------|-----|------|----------|------|---------|------|---------|------|-----|-----|------|------|-----|----|-----|-----|----|-----|------|------|
| Total..... | 27 | 5475 | 671-1514 | .443 | 156-451 | .346 | 430-631 | .681 | 328 | 676 | 1004 | 37.2 | 569 | 20 | 299 | 396 | 94 | 181 | 1928 | 71.4 |
| Opponents..... | 27 | 5475 | 576-1417 | .406 | 218-633 | .344 | 450-661 | .681 | 267 | 534 | 896 | 33.2 | 580 | - | 345 | 428 | 81 | 150 | 1820 | 67.4 |

| TEAM STATISTICS | TSU | OPP | Date | Opponent | Score | Att |
|------------------------|----------|----------|------------|-----------------------|-----------|------|
| SCORING | 1528 | 1820 | 11/11/16 | vs UC Davis | W 78-64 | 1821 |
| Points per game | 71.4 | 67.4 | 11/12/16 | vs Northern Arizona | W 69-65 | 1734 |
| Scoring margin | +4.0 | - | 11/13/16 | at Santa Clara | W 69-61 | 1182 |
| FIELD GOALS-ATT | 671-1514 | 576-1417 | 11/18/16 | at Middle Tennessee | W 74-63 | 4838 |
| Field goal pct | .443 | .406 | 11/23/16 | at Canisius | W 72-58 | 864 |
| 3 POINT FG-ATT | 156-451 | 218-633 | 11/26/16 | REINHARDT | W 96-64 | 894 |
| 3-point FG pct | .346 | .344 | 11/29/16 | at Vanderbilt | L 59-83 | 8445 |
| 3-pt FG made per game | 5.8 | 8.1 | 12/03/16 | at LIPSCOMB | W 72-71 | 1634 |
| FREE THROWS-ATT | 430-631 | 450-661 | 12/10/16 | at NC State | Lat 55-67 | 5388 |
| Free throw pct | .681 | .681 | 12/14/16 | ALABAMA STATE | W 68-46 | 758 |
| F-Throws made per game | 15.9 | 16.7 | 12/18/16 | at Duke | L 55-65 | 9314 |
| REBOUNDS | 1884 | 896 | 12/27/16 | COVENANT | W 81-58 | 522 |
| Rebounds per game | 37.2 | 33.2 | - 12/31/16 | at Murray State | L 83-92 | 3314 |
| Rebounding margin | +4.0 | - | 01/02/17 | KENNESAW STATE | L 73-76 | 483 |
| ASSISTS | 299 | 345 | - 01/05/17 | SOUTHEAST MISSOURI | W 65-62 | 613 |
| Assists per game | 11.1 | 12.8 | - 01/07/17 | UT MARTIN | W 76-65 | 1144 |
| TURNOVERS | 396 | 428 | - 01/12/17 | at Eastern Kentucky | W 68-48 | 1158 |
| Turnovers per game | 14.7 | 15.9 | - 01/14/17 | at Morehead State | L 85-87 | 2858 |
| Turnover margin | +1.2 | - | - 01/18/17 | TENNESSEE TECH | Lat 74-88 | 4251 |
| Assist/turnover ratio | 8.8 | 8.8 | - 01/21/17 | JACKSONVILLE STATE | L 79-86 | 5186 |
| STEALS | 181 | 150 | - 01/25/17 | at SIUE | W 76-56 | 1011 |
| Steals per game | 6.7 | 5.6 | - 01/28/17 | BELMONT | L 76-93 | 7183 |
| BLOCKS | 94 | 81 | - 02/02/17 | EASTERN ILLINOIS | Lat 67-77 | 3831 |
| Blocks per game | 3.5 | 3.0 | - 02/04/17 | at Austin Peay | W 70-66 | 2865 |
| ATTENDANCE | 28572 | 48906 | - 02/09/17 | at Tennessee Tech | W 72-58 | 1414 |
| Home games Avg/Game | 11-2887 | 14-3311 | - 02/11/17 | at Jacksonville State | L 57-63 | 1928 |
| Neutral Site Avg/Game | - | 2-1778 | - 02/16/17 | MOREHEAD STATE | W 64-52 | 3765 |

| Score by Periods | 1st | 2nd | OT | Total |
|------------------|-----|------|----|-------|
| Tennessee State | 877 | 1030 | 21 | 1928 |
| Opponents | 799 | 972 | 49 | 1820 |

* = Ohio Valley Conference game

2016-17 STATISTICS - OHIO VALLEY CONFERENCE ▶▶



Tennessee State Men's Basketball
Tennessee State Combined Team Statistics (as of Feb 16, 2017)
Conference games



| RECORD: | OVERALL | HOME | AWAY | NEUTRAL |
|----------------|---------|------|------|---------|
| ALL GAMES | 7-7 | 3-4 | 4-3 | 0-0 |
| CONFERENCE | 7-7 | 3-4 | 4-3 | 0-0 |
| NON-CONFERENCE | 0-0 | 0-0 | 0-0 | 0-0 |

| # | Player | gp | pts | min | avg | fg | fg% | 3pt | 3pt% | ft | ft% | reb | ast | stl | blk | pts | avg | | | | | |
|----------------|---------------------|-------|------|------|---------|------|---------|------|---------|------|-----|-----|-----|------|-----|-----|-----|-----|----|----|------|------|
| 33 | MARTIN, Wayne | 14-13 | 475 | 33.9 | 90-150 | .600 | 3-12 | .250 | 36-54 | .667 | 39 | 84 | 123 | 8.8 | 44 | 2 | 12 | 33 | 17 | 17 | 279 | 15.6 |
| 05 | McCALL, Tahjere | 11-11 | 375 | 34.1 | 57-124 | .460 | 5-17 | .294 | 52-78 | .667 | 16 | 33 | 49 | 4.5 | 35 | 1 | 62 | 48 | 4 | 32 | 171 | 15.5 |
| 01 | SPENCER, Delano | 13-8 | 367 | 28.2 | 50-112 | .446 | 36-83 | .434 | 15-16 | .938 | 5 | 34 | 39 | 3.0 | 31 | 1 | 13 | 16 | 0 | 5 | 151 | 11.6 |
| 14 | REDDICK, Darnell | 13-12 | 408 | 31.4 | 41-114 | .360 | 23-69 | .333 | 19-24 | .792 | 1 | 25 | 26 | 2.0 | 28 | 0 | 19 | 14 | 0 | 5 | 124 | 9.5 |
| 03 | REED, Jordan | 14-6 | 295 | 21.1 | 31-82 | .378 | 4-14 | .286 | 25-31 | .806 | 35 | 44 | 79 | 5.6 | 34 | 1 | 13 | 14 | 5 | 5 | 91 | 6.5 |
| 04 | HAMILTON, K. | 12-2 | 218 | 18.2 | 26-75 | .347 | 7-30 | .233 | 16-19 | .842 | 19 | 32 | 51 | 4.3 | 35 | 1 | 5 | 19 | 7 | 7 | 75 | 6.3 |
| 08 | CHWNEY, Armani | 14-6 | 255 | 18.2 | 27-61 | .443 | 7-21 | .333 | 15-16 | .938 | 2 | 14 | 16 | 1.1 | 20 | 1 | 19 | 16 | 1 | 9 | 76 | 5.4 |
| 21 | MEKOWULU, Christian | 14-13 | 287 | 20.5 | 22-41 | .537 | 0-1 | .000 | 17-32 | .531 | 20 | 38 | 58 | 4.1 | 44 | 5 | 5 | 20 | 10 | 11 | 61 | 4.4 |
| 23 | EVERETT, A'Tony | 12-8 | 132 | 11.8 | 9-25 | .360 | 3-6 | .500 | 13-17 | .765 | 2 | 6 | 8 | 0.7 | 19 | 1 | 13 | 11 | 1 | 1 | 34 | 2.8 |
| 13 | OYEDIRAN, Samson | 7-0 | 36 | 5.1 | 1-4 | .250 | 0-2 | .000 | 3-5 | .600 | 1 | 2 | 3 | 0.4 | 9 | 0 | 0 | 1 | 0 | 0 | 5 | 0.7 |
| 38 | SPENCER, Khalil | 1-0 | 1 | 1.0 | 0-0 | .000 | 0-0 | .000 | 0-0 | .000 | 0 | 0 | 0 | 0.0 | 0 | 0 | 0 | 0 | 0 | 0 | 0 | 0.0 |
| 34 | DUKE, Jalen | 1-0 | 1 | 1.0 | 0-0 | .000 | 0-0 | .000 | 0-0 | .000 | 0 | 0 | 0 | 0.0 | 0 | 0 | 0 | 0 | 0 | 0 | 0 | 0.0 |
| Teams | | | | | | | | | | | | 20 | 19 | 39 | | | 5 | | | | | |
| Total..... | | 14 | 2850 | | 354-788 | .446 | 88-255 | .345 | 211-292 | .723 | 160 | 331 | 491 | 35.1 | 299 | 13 | 161 | 197 | 45 | 92 | 1007 | 71.9 |
| Opponents..... | | 14 | 2838 | | 311-720 | .432 | 109-306 | .356 | 256-352 | .727 | 120 | 325 | 445 | 31.8 | 281 | - | 198 | 201 | 40 | 71 | 987 | 70.5 |

| TEAM STATISTICS | TSU/MSB | OPP |
|------------------------|---------|---------|
| SCORING | 1887 | 987 |
| Points per game | 71.9 | 70.5 |
| Scoring margin | +1.4 | - |
| FIELD GOALS-ATT | 354-788 | 311-720 |
| Field goal pct | .446 | .432 |
| 3 POINT FG-ATT | 88-255 | 109-306 |
| 3-point FG pct | .345 | .356 |
| 3-pt FG made per game | 6.3 | 7.8 |
| FREE THROWS-ATT | 211-292 | 256-352 |
| Free throw pct | .723 | .727 |
| F-Throws made per game | 15.1 | 18.3 |
| REBOUNDS | 491 | 445 |
| Rebounds per game | 35.1 | 31.8 |
| Rebounding margin | +3.3 | - |
| ASSISTS | 161 | 198 |
| Assists per game | 11.5 | 13.6 |
| TURNOVERS | 197 | 201 |
| Turnovers per game | 14.1 | 14.4 |
| Turnover margin | +0.3 | - |
| Assist/turnover ratio | 0.8 | 0.9 |
| STEALS | 92 | 71 |
| Steals per game | 6.6 | 5.1 |
| BLOCKS | 45 | 40 |
| Blocks per game | 3.2 | 2.9 |
| ATTENDANCE | 22813 | 14682 |
| Home games-Avg/Game | 7-3782 | 7-2095 |
| Neutral Site-Avg/Game | - | 0-0 |

| Date | Opponent | Score | Att |
|------------|-----------------------|-----------|------|
| - 12/31/16 | at Murray State | L 83-92 | 3314 |
| - 01/05/17 | SOUTHEAST MISSOURI | W 65-62 | 613 |
| - 01/07/17 | UT MARTIN | W 76-65 | 1144 |
| - 01/08/17 | at Eastern Kentucky | W 63-49 | 1158 |
| - 01/14/17 | at Morehead State | L 85-87 | 2858 |
| - 01/19/17 | TENNESSEE TECH | Lat 74-88 | 4251 |
| - 01/21/17 | JACKSONVILLE STATE | L 79-86 | 5186 |
| - 01/25/17 | at SIUE | W 76-56 | 1011 |
| - 01/28/17 | BELMONT | L 76-93 | 7183 |
| - 02/02/17 | EASTERN ILLINOIS | Lat 67-77 | 3931 |
| - 02/04/17 | at Austin Peay | W 70-66 | 2985 |
| - 02/09/17 | at Tennessee Tech | W 72-58 | 1414 |
| - 02/11/17 | at Jacksonville State | L 57-63 | 1928 |
| - 02/16/17 | MOREHEAD STATE | W 64-52 | 3765 |

* = Ohio Valley Conference game

| Score by Periods | 1st | 2nd | OT | Total |
|------------------|-----|-----|----|-------|
| Tennessee State | 433 | 558 | 16 | 1887 |
| Opponents | 486 | 549 | 32 | 987 |



LAST SEASON VERSUS EASTERN KENTUCKY ▶▶

| | | RECORD: | | | | OVERALL | | | | HOME | | | | AWAY | | | | NEUTRAL | | | | |
|----------------|--------------------|----------------|-----|------|--------|---------|---------|------|-------|---------|-----|-----|-----|---------|----|----|----|----------|-----|-----|-----|------|
| | | ALL GAMES | | | | 1-1 | | | | 0-1 | | | | 1-0 | | | | 0-0 | | | | |
| | | CONFERENCE | | | | 1-1 | | | | 0-1 | | | | 1-0 | | | | 0-0 | | | | |
| | | NON-CONFERENCE | | | | 0-0 | | | | 0-0 | | | | 0-0 | | | | 0-0 | | | | |
| | | | | | | Total | | | | 3-Point | | | | F-Throw | | | | Rebounds | | | | |
| # | Player | gp-gs | min | avg | fg-fga | fg% | 3fg-fga | 3fg% | ft-fa | ft% | off | def | tot | avg | pf | dq | a | to | blk | stl | pts | avg |
| 15 | DESHIELDS, Keron | 2-1 | 71 | 35.5 | 12-28 | .429 | 2-10 | .200 | 13-13 | 1.000 | 0 | 6 | 6 | 3.0 | 6 | 0 | 12 | 6 | 1 | 4 | 39 | 19.5 |
| 05 | MCCALL, Tahjere | 2-2 | 66 | 33.0 | 10-23 | .435 | 4-9 | .444 | 15-18 | .833 | 1 | 5 | 6 | 3.0 | 8 | 0 | 2 | 8 | 0 | 6 | 39 | 19.5 |
| 02 | ROPER, Marcus | 2-1 | 45 | 22.5 | 7-15 | .467 | 5-9 | .556 | 2-2 | 1.000 | 1 | 2 | 3 | 1.5 | 6 | 0 | 0 | 1 | 1 | 3 | 21 | 10.5 |
| 33 | MARTIN, Wayne | 2-1 | 43 | 21.5 | 4-11 | .364 | 0-0 | .000 | 10-17 | .588 | 7 | 3 | 10 | 5.0 | 4 | 0 | 0 | 3 | 2 | 0 | 18 | 9.0 |
| 14 | REDDICK, Darreon | 2-2 | 44 | 22.0 | 3-12 | .250 | 2-8 | .250 | 5-6 | .833 | 1 | 4 | 5 | 2.5 | 3 | 0 | 3 | 1 | 0 | 1 | 13 | 6.5 |
| 03 | RICHARDS, Xavier | 2-1 | 36 | 18.0 | 6-8 | .750 | 0-0 | .000 | 1-3 | .333 | 4 | 6 | 10 | 5.0 | 3 | 0 | 1 | 3 | 1 | 1 | 13 | 6.5 |
| 11 | LOMAN, Demontez | 2-2 | 54 | 27.0 | 2-2 | 1.000 | 0-0 | .000 | 4-4 | 1.000 | 3 | 12 | 15 | 7.5 | 8 | 0 | 1 | 5 | 3 | 3 | 8 | 4.0 |
| 00 | CHANEY, Armani | 2-0 | 17 | 8.5 | 3-8 | .375 | 1-2 | .500 | 0-0 | .000 | 0 | 2 | 2 | 1.0 | 1 | 0 | 2 | 1 | 0 | 1 | 7 | 3.5 |
| 13 | OYEDIRAN, Samson | 2-0 | 14 | 7.0 | 1-5 | .200 | 0-2 | .000 | 0-0 | .000 | 1 | 0 | 1 | 0.5 | 2 | 0 | 0 | 1 | 0 | 0 | 2 | 1.0 |
| 42 | GRIGGS-WILLIAMS, C | 2-0 | 6 | 3.0 | 0-0 | .000 | 0-0 | .000 | 0-0 | .000 | 0 | 1 | 1 | 0.5 | 0 | 0 | 0 | 2 | 0 | 0 | 0 | 0.0 |
| 23 | FINCHER, Neville | 1-0 | 4 | 4.0 | 0-0 | .000 | 0-0 | .000 | 0-0 | .000 | 0 | 0 | 0 | 0.0 | 0 | 0 | 0 | 0 | 0 | 1 | 0 | 0.0 |
| Team | | | | | | | | | | | 4 | 1 | 5 | | | | | 1 | | | | |
| Total..... | | 2 | 400 | | 48-112 | .429 | 14-40 | .350 | 50-63 | .794 | 22 | 42 | 64 | 32.0 | 41 | 0 | 21 | 32 | 8 | 20 | 160 | 80.0 |
| Opponents..... | | 2 | 400 | | 56-110 | .509 | 27-53 | .509 | 36-42 | .857 | 18 | 49 | 67 | 33.5 | 44 | - | 39 | 38 | 5 | 16 | 175 | 87.5 |

| Date | Opponent | Score | Att. |
|------------|---------------------|---------|------|
| * 02/04/16 | EASTERN KENTUCKY | L 81-97 | 1552 |
| * 02/13/16 | at Eastern Kentucky | W 79-78 | 2700 |

* = Ohio Valley Conference Game

= Ohio Valley Conference Tournament Quarterfinals

\$ = CollegeInsider.com Postseason Tournament First Round

97-81 | L | 2/4/16 ▶▶

GENTRY CENTER ▶▶

Eastern Kentucky 97 • 13-12, 4-6 OVC

| | | Total | | | 3-Ptr | | Rebounds | | | | | | | | | | |
|-----------------|-----------------------|-------|--------|-----------|--------|-------|----------|-------|-------|----|----|----|-----|-----|-----|-------------------|--|
| # | Player | | FG-FGA | FG-FGA | FT-FTA | Off | Def | Tot | PF | TP | A | TO | Blk | Stl | Min | | |
| 10 | MAYO, Nick | f | 9-12 | 2-2 | 1-2 | 1 | 9 | 10 | 3 | 21 | 1 | 3 | 0 | 0 | 38 | | |
| 05 | MCGLONE, Isaac | g | 1-5 | 1-5 | 2-2 | 0 | 1 | 1 | 1 | 5 | 5 | 0 | 0 | 1 | 36 | | |
| 21 | HAWKINS, Javontae | | 11-15 | 6-8 | 8-8 | 2 | 4 | 6 | 4 | 36 | 0 | 3 | 2 | 1 | 28 | | |
| 30 | REISCHEL, Jarelle | | 3-8 | 0-1 | 5-6 | 0 | 2 | 2 | 3 | 11 | 3 | 7 | 0 | 5 | 28 | | |
| 32 | POWELL, Ja'Mill | g | 3-3 | 3-3 | 1-2 | 0 | 6 | 6 | 4 | 10 | 3 | 3 | 1 | 0 | 27 | | |
| 02 | JACKSON, Paul | | 0-1 | 0-1 | 0-1 | 0 | 2 | 2 | 5 | 0 | 7 | 2 | 0 | 0 | 18 | | |
| 04 | MATTHEWS, Tommy | | 0-0 | 0-0 | 0-0 | 0 | 1 | 1 | 0 | 0 | 0 | 0 | 0 | 0 | 0+ | | |
| 11 | BABB-HARRISON, Jaylen | | 3-4 | 2-2 | 0-0 | 0 | 0 | 0 | 1 | 8 | 0 | 0 | 0 | 0 | 13 | | |
| 14 | PARKE, Daniel | | 0-0 | 0-0 | 0-0 | 0 | 0 | 0 | 0 | 0 | 0 | 0 | 0 | 0 | 0+ | | |
| 15 | HUMPHREY, Kirkland | | 0-0 | 0-0 | 0-0 | 0 | 0 | 0 | 0 | 0 | 0 | 0 | 0 | 0 | 0+ | | |
| 33 | PRATT JR, Anthony | | 2-2 | 0-0 | 2-2 | 1 | 3 | 4 | 0 | 6 | 0 | 0 | 0 | 0 | 12 | | |
| Team | | | | | | 0 | 0 | 0 | | | 2 | | | | | | |
| Totals | | | 32-50 | 14-22 | 19-23 | 4 | 28 | 32 | 21 | 97 | 19 | 20 | 3 | 7 | 200 | | |
| FG % 1st Half: | | 18-25 | 72.0% | 2nd half: | 14-25 | 56.0% | Game: | 32-50 | 64.0% | | | | | | | Deadball Rebounds | |
| 3FG % 1st Half: | | 7-12 | 58.3% | 2nd half: | 7-10 | 70.0% | Game: | 14-22 | 63.6% | | | | | | | 0 | |
| FT % 1st Half: | | 7-9 | 77.8% | 2nd half: | 12-14 | 85.7% | Game: | 19-23 | 82.6% | | | | | | | | |

Tennessee State 81 • 15-7, 6-3 OVC

| | | Total | | | 3-Ptr | | Rebounds | | | | | | | | | | |
|----------------------------|---------------------|-----------------------|-------------------|------|-------------------|-----|----------|-----|----|----|----|----|-----|-----|-----|--|--|
| # | Player | FG | FGA | FT | FTA | Off | Def | Tot | PF | TP | A | TO | Blk | Stl | Min | | |
| 11 | LOMAN, Demontez | f | 2-2 | 0-0 | 0-0 | 1 | 5 | 6 | 4 | 4 | 1 | 3 | 0 | 1 | 24 | | |
| 33 | MARTIN, Wayne | f | 3-8 | 0-0 | 4-6 | 6 | 0 | 6 | 2 | 10 | 0 | 1 | 1 | 0 | 28 | | |
| 05 | MCCALL, Tahjere | g | 6-15 | 1-4 | 4-5 | 1 | 1 | 2 | 4 | 17 | 1 | 4 | 0 | 4 | 32 | | |
| 14 | REDDICK, Darreon | g | 3-8 | 2-5 | 3-4 | 1 | 3 | 4 | 2 | 11 | 3 | 0 | 0 | 1 | 29 | | |
| 15 | DESHIELDS, Keron | g | 6-19 | 1-6 | 8-8 | 0 | 3 | 3 | 4 | 21 | 5 | 3 | 0 | 1 | 37 | | |
| 00 | CHANEY, Armani | g | 0-2 | 0-0 | 0-0 | 0 | 0 | 0 | 0 | 0 | 1 | 0 | 0 | 0 | 5 | | |
| 02 | ROPER, Marcus | g | 5-10 | 4-6 | 2-2 | 1 | 1 | 2 | 3 | 16 | 0 | 1 | 0 | 3 | 28 | | |
| 03 | RICHARDS, Xavier | g | 1-2 | 0-0 | 0-1 | 2 | 4 | 6 | 0 | 2 | 0 | 1 | 1 | 0 | 10 | | |
| 13 | OYEDIRAN, Samson | g | 0-0 | 0-0 | 0-0 | 0 | 0 | 0 | 1 | 0 | 0 | 0 | 0 | 0 | 2 | | |
| 23 | FINCHER, Neville | g | 0-0 | 0-0 | 0-0 | 0 | 0 | 0 | 0 | 0 | 0 | 0 | 0 | 1 | 4 | | |
| 42 | GRIGGS-WILLIAMS, C. | g | 0-0 | 0-0 | 0-0 | 0 | 0 | 0 | 0 | 0 | 0 | 0 | 0 | 0 | 1 | | |
| Team | | | | | | 3 | 1 | 4 | | | 1 | | | | | | |
| Totals | | | 26-66 | 8-21 | 21-26 | 15 | 18 | 33 | 20 | 81 | 11 | 14 | 2 | 11 | 200 | | |
| FG % 1st Half: 12-31 38.7% | | 2nd half: 14-35 40.0% | Game: 26-66 39.4% | | Deadball Rebounds | | | | | | | | | | | | |
| 3FG % 1st Half: 4-12 33.3% | | 2nd half: 4-9 44.4% | Game: 8-21 38.1% | | 2 | | | | | | | | | | | | |
| FT % 1st Half: 9-10 90.0% | | 2nd half: 12-16 75.0% | Game: 21-26 80.8% | | | | | | | | | | | | | | |

Officials: Jason Baker, Kelly Davis, Alfred Smith
Technical fouls: Eastern Kentucky-None. Tennessee State-None.
Attendance: 1552

| Score by periods | 1st | 2nd | Total |
|------------------|-----|-----|-------|
| Eastern Kentucky | 50 | 47 | 97 |
| Tennessee State | 37 | 44 | 81 |

Last FG - ECU 2nd-00:13. TSUMBB 2nd-04:53.
Largest lead - ECU by 22 1st-03:48. TSUMBB by 2 1st-09:53.
ECU led for 37:38. TSUMBB led for 00:08. Game was tied for 02:00.

Score tied - 3 times.
Lead changed - 2 times.

79-78 | W | 2/13/16 ▶▶

PAUL S. McBRAYER ARENA ▶▶

Tennessee State 79 • 18-7 (9-3 OVC)

| # | Player | | Total | | 3-Ptr | | Rebounds | | | PF | TP | A | TO | Blk | Stl | Min |
|-----------------|---------------------|---|--------|--------|-----------|-------|----------|-------|----|-------|-------|----------|----|-----|-----|-----|
| | | | FG-FGA | FG-FGA | FT-FTA | Off | Def | Tot | | | | | | | | |
| 11 | LOMAN, Demontez | f | 0-0 | 0-0 | 4-4 | 2 | 7 | 9 | 4 | 4 | 0 | 2 | 3 | 2 | 30 | |
| 02 | ROPER, Marcus | g | 2-5 | 1-3 | 0-0 | 0 | 1 | 1 | 3 | 5 | 0 | 0 | 1 | 0 | 17 | |
| 03 | RICHARDS, Xavier | g | 5-6 | 0-0 | 1-2 | 2 | 2 | 4 | 3 | 11 | 1 | 2 | 0 | 1 | 26 | |
| 05 | MCCALL, Tahjere | g | 4-8 | 3-5 | 11-13 | 0 | 4 | 4 | 4 | 22 | 1 | 4 | 0 | 2 | 34 | |
| 14 | REDDICK, Darreon | g | 0-4 | 0-3 | 2-2 | 0 | 1 | 1 | 1 | 2 | 0 | 1 | 0 | 0 | 15 | |
| 00 | CHANEY, Armani | | 3-6 | 1-2 | 0-0 | 0 | 2 | 2 | 1 | 7 | 1 | 1 | 0 | 1 | 12 | |
| 13 | OYEDIRAN, Samson | | 1-5 | 0-2 | 0-0 | 1 | 0 | 1 | 1 | 2 | 0 | 1 | 0 | 0 | 12 | |
| 15 | DESHIELDS, Keron | | 6-9 | 1-4 | 5-5 | 0 | 3 | 3 | 2 | 18 | 7 | 3 | 1 | 3 | 34 | |
| 33 | MARTIN, Wayne | | 1-3 | 0-0 | 6-11 | 1 | 3 | 4 | 2 | 8 | 0 | 2 | 1 | 0 | 15 | |
| 42 | GRIGGS-WILLIAMS, C. | | 0-0 | 0-0 | 0-0 | 0 | 1 | 1 | 0 | 0 | 0 | 2 | 0 | 0 | 5 | |
| Team | | | | | | 1 | 0 | 1 | | | | | | | | |
| Totals | | | 22-46 | 6-19 | 29-37 | 7 | 24 | 31 | 21 | 79 | 10 | 18 | 6 | 9 | 200 | |
| FG % 1st Half: | | | 13-27 | 48.1% | 2nd half: | 9-19 | 47.4% | Game: | | 22-46 | 47.8% | Deadball | | | | |
| 3FG % 1st Half: | | | 5-13 | 38.5% | 2nd half: | 1-6 | 16.7% | Game: | | 6-19 | 31.6% | Rebounds | | | | |
| FT % 1st Half: | | | 6-7 | 85.7% | 2nd half: | 23-30 | 76.7% | Game: | | 29-37 | 78.4% | 4 | | | | |

Eastern Kentucky 78 • 14-14 (5-8 OVC)

| | | Total | | 3-Ptr | | Rebounds | | | | | | | | | |
|-----------------|----------------------|--------|--------|-----------|-------|----------|-------|-------|-------|-------------------|----|----|-----|-----|-----|
| # | Player | FG-FGA | FG-FGA | FT-FTA | Off | Def | Tot | PF | TP | A | TO | Bk | Stl | Min | |
| 10 | MAYO, Nick | f | 0-3 | 0-1 | 6-6 | 1 | 1 | 2 | 5 | 6 | 1 | 4 | 0 | 0 | 14 |
| 33 | PRATT JR, Anthony | f | 4-7 | 0-0 | 0-0 | 3 | 7 | 10 | 5 | 8 | 4 | 0 | 1 | 1 | 29 |
| 05 | MCGLONE, Isaac | g | 4-9 | 3-7 | 0-0 | 1 | 0 | 1 | 0 | 11 | 4 | 0 | 0 | 4 | 35 |
| 11 | BABB-HARRISON,Jaylen | g | 2-7 | 2-6 | 0-0 | 3 | 3 | 6 | 2 | 6 | 1 | 0 | 0 | 0 | 28 |
| 32 | POWELL, Ja'Mill | g | 7-13 | 6-11 | 5-5 | 0 | 3 | 3 | 4 | 25 | 0 | 2 | 1 | 2 | 39 |
| 01 | KING, Greg | | 0-0 | 0-0 | 0-0 | 0 | 0 | 0 | 0 | 1 | 0 | 1 | 0 | 0 | 3 |
| 02 | JACKSON, Paul | | 2-5 | 1-2 | 4-5 | 1 | 1 | 2 | 1 | 9 | 8 | 5 | 0 | 0 | 25 |
| 04 | MATTHEWS, Tommy | | 0-0 | 0-0 | 0-0 | 0 | 0 | 0 | 0 | 1 | 0 | 0 | 0 | 0 | 0+ |
| 30 | REISCHEL, Jarelle | | 5-16 | 1-4 | 2-3 | 3 | 4 | 7 | 4 | 13 | 2 | 5 | 0 | 2 | 27 |
| Team | | | | | | 2 | 2 | 4 | | | | 1 | | | |
| Totals | | | 24-60 | 13-31 | 17-19 | 14 | 21 | 35 | 23 | 78 | 20 | 18 | 2 | 9 | 200 |
| FG % 1st Half: | | 15-32 | 46.9% | 2nd half: | 9-28 | 32.1% | Game: | 24-60 | 40.0% | Deadball Rebounds | | | | | |
| 3FG % 1st Half: | | 8-14 | 57.1% | 2nd half: | 5-17 | 29.4% | Game: | 13-31 | 41.9% | | | | | | |
| FT % 1st Half: | | 3-3 | 100.0% | 2nd half: | 14-16 | 87.5% | Game: | 17-19 | 89.5% | | | | | | |

Officials: Johnny Pearson, John Boylan Jr., Keith Patterson
Technical fouls: Tennessee State-None. Eastern Kentucky-None.
Attendance: 2700

| Score by periods | 1st | 2nd | Total |
|------------------|-----|-----|-------|
| Tennessee State | 37 | 42 | 79 |
| Eastern Kentucky | 41 | 37 | 78 |

Last FG - TSUMBB 2nd-04:43. ECU 2nd-00:06.
Largest lead - TSUMBB by 6 2nd-02:59. ECU by 10 2nd-16:18.
TSUMBB led for 09:00. ECU led for 26:59. Game was tied for 03:57.

Score tied - 4 times.
Lead changed - 6 times.